KRATOS SAFETY

SOLUTIONS FOR LIFE

GENERAL CATALOGUE 2023-2024



History



2011

Création de KRATOS SAFETY dans un entrepôt de 650 m² à St Pierre de Chandieu (près de Lyon).

Founding of KRATOS SAFETY on a 650 m² warehouse in St Pierre de Chandieu (close to Lyon).

Creación de KRATOS SAFETY en un almacén de 650 m² en St Pierre de Chandieu (cerca de Lyon).

Fondazione di KRATOS SAFETY in un azienda di 650 m² a St Pierre de Chandieu (vicino a Lione).

Grundung des Unternehmens KRATOS SAFETY n einem 650 m² großen Lagerhaus in St. Pierre de Chandieu (in der Nähe von Lyon).

2015

KRATOS SAFETY lance *I-BeSafe*, logiciel facile et gratuit de calcul de tirant d'air.

KRATOS SAFETY launches *I-BeSafe*, a free software that allows you to calculate easily your clearance for any Kratos Safety device.

KRATOS SAFETY crea *I-BeSafe*, un software libre e fácil per calcular de distancia libre necesario para el uso de los productos Kratos Safety.

KRATOS SAFETY crea *I-BeSafe*, un software gratis e facile per calcolare el tirante d'aria dei prodotti Kratos Safety

KRATOS SAFETY bringt I-Be Safe auf den Markt, eine einfache und kostenlose Software zur Berechnung der Auffanghöhe.



2017

KRATOS SAFETY emménage dans ses tout nouveaux locaux de 2000 m² à Heyrieux (proche de Lyon).

KRATOS SAFETY moves in its new premises of 2000 m² in Heyrieux (close to Lyon).

KRATOS SAFETY se muda a sus nuevas instalaciones de 2000 m² en Heyrieux (cerca de Lyon, en Francia).

KRATOS SAFETY si trasferisce in un nuovissimo spazio di proprietà di 2000 m² a Heyrieux (nei pressi di Lione).

KRATOS SAFETY zieht in seine brandneuen, 2000 m² großen Räumlichkeiten in Heyrieux (in der Nähe von Lyon) um.

2018

Lancement de :
- *K-S.One*, logiciel gratuit de gestion des EPI KRATOS SAFETY
- «*Helixon*», nouvelle gamme d'antichutes à rappel automatique et
- «*KS-Line*», gamme de ligne de vie horizontale.

Launching of:
- *K-S.One*, a free KRATOS SAFETY PPE follow-up software,
- "*Helixon*", a new range of retractable fall arresters, and
- "*KS-Line*", a horizontal lifeline system.

Lanzamiento de:
- *K-S.One*, programa gratuito de gestión de EPI KRATOS SAFETY,
- «*Helixon*», nueva gama de anticaídas retráctiles y
- «*KS-Line*», gama de líneas de vida horizontales.

Lancio di:
- *K-S.One*, software gratuito per la gestione dei DPI KRATOS SAFETY,
- "*Helixon*", nuova gamma di anticaduta retrattili e
- "KS-Line", gamma di linee vita orizzontali.

Markteinführung von:
- *K-S.One*, kostenlose Software für das Management der PSA von KRATOS SAFETY,
- „*Helixon*“, eine neue Produktpalette von Absturzsicherungen mit automatischer Rückführung und
- „*KS-Line*“, Sortiment an horizontalen Rettungsleinen.

2020

Extension de ses bâtiments de 1000 m² supplémentaires, ainsi qu'une nouvelle zone de formation de 300 m² permettant de se familiariser ou de peaufiner l'utilisation de l'ensemble de la gamme KRATOS SAFETY.

Expansion of its premises with 1000 additional square meters, as well as a brand new 300m² training center to discover & perfect the usage of the entire KRATOS SAFETY range.

Ampliación de sus edificios con 1000 m² adicionales, así como una nueva zona de formación de 300 m² para familiarizarse o perfeccionar el uso de toda la gama KRATOS SAFETY.

Altri 1000 m² di spazio e una nuova area di 300 m² appositamente pensata in ottica formazione, per imparare a usare o perfezionare l'utilizzo di tutti i prodotti delle gamme KRATOS SAFETY..

Gebäudeanbau von weiteren 1000 m² sowie ein neuer 300 m² großer Weiterbildungsbereich, um sich mit dem Einsatz der gesamten Produktpalette von KRATOS SAFETY vertraut zu machen und diese besser zu nutzen.

Standards	Description	PPE Type 3* EPI Type 3*	Not PPE Type 3** Non EPI Type 3**
EN 341	Dispositif de descente pour le sauvetage Rescue descender devices Dispositivo de descenso para el rescate Dispositivi di discesa per salvataggio Abseilvorrichtung für Bergungen		✔
EN 353-1	Antichutes mobiles incluant un support d'assurage rigide Guided type fall arresters including a rigid anchor line Dispositivos anticaídas deslizantes sobre línea de anclaje rígida Anticaduta mobili con supporto di sicurezza rigido Mitlaufende Auffanggeräte einschließlich fester Führung	✔	
EN 353-2	Antichutes mobiles incluant un support d'assurage flexible Guided type fall arresters including a flexible anchor line Dispositivos anticaídas deslizantes sobre línea de anclaje flexible Anticaduta mobili con supporto di sicurezza flessibile Mitlaufendes Auffanggerät einschließlich beweglicher Führung	✔	
EN 354	Longes Lanyards Elementos de amarre Cordini Verbindungsmittel	✔	
EN 355	Absorbeurs d'énergie Energy absorbers Absorbedores de energía Assorbitori di energia Falldämpfer	✔	
EN 358	Ceintures de maintien au travail et de retenue, et longes de maintien Belts for work positioning and restraint, and work positioning lanyards Cinturones para sujeción y retención y elementos de amarre de sujeción Cinture di posizionamento e mantenimento sul lavoro e cordini di posizionamento sul lavoro Halte- und Rückhaltegurte, Verbindungsmittel	✔	
EN 360	Antichutes à rappel automatique Retractable fall arresters Anticaídas retráctiles Anticaduta retrattili Höhensicherungsgeräte mit automatischem Rückzug	✔	
EN 361	Harnais antichute Full body harnesses Arneses anticaídas Imbracature anticaduta Auffanggurte	✔	
EN 362	Connecteurs Connectors Conectores Connettori Verbindungselemente	✔	
EN 566	Équipement d'alpinisme et d'escalade - Anneaux Mountaineering equipement - Slings Equipo de alpinismo y escalada - Anillos de cinta Attrezzatura per alpinismo - Anelli Bergsteigerausrüstung - Schlingen	✔	
EN 567	Équipement d'alpinisme et d'escalade - Bloqueurs Mountaineering equipment - Rope clamps Equipo de alpinismo y escalada - Bloqueadores Attrezzatura per alpinismo - Bloccanti Bergsteigerausrüstung - Seilklemmen	✔	
EN 795 Type B-E EN795 Type A-C-D	Dispositifs d'ancrage Anchor devices Dispositivos de anclaje Dispositivi di ancoraggio Verankerungsvorrichtungen	✔	✔
TS 16415 (1/2)	Equipements de protection individuelle contre les chutes de hauteur - Dispositifs d'ancrage - Recommandations pour les dispositifs d'ancrage utilisés simultanément par plus d'une personne Personal fall protection equipment - Anchor devices - Recommendations for anchor devices for use by more than one person simultaneously Equipos de protección individual contra caídas. Dispositivos de anclaje. Recomendaciones relativas a los dispositivos de anclaje para ser utilizados por varias personas al mismo tiempo		✔

Standards	Description	PPE Type 3* EPI Type 3*	Not PPE Type 3** Non EPI Type 3**
TS 16415 (2/2)	Dispositivi individuali per la protezione contro le cadute - Dispositivi di ancoraggio - Raccomandazioni per dispositivi di ancoraggio per l'uso da parte di più persone contemporaneamente Persönliche Absturzschutzausrüstung - Anschlageinrichtungen - Empfehlungen für Anschlageinrichtungen, die von mehreren Personen gleichzeitig benutzt werden		✔
EN 813	Ceintures à cuissardes Sit harnesses Arneses de asiento Cinture con cosciali Sitzgurte	✔	
EN 1496	Dispositifs de sauvetage par élévation Rescue lifting devices Dispositivos de rescate mediante izado Sistemi di salvataggio dall'alto Hubrettungsgeräte		✔
EN 1497	Harnais de sauvetage Rescue harnesses Arneses de rescate Imbracature di salvataggio Rettungsgurte	✔	
EN 1498	Sangles de sauvetage Rescue loops Cintas de rescate Cinghie di salvataggio Rettungsbänder		✔
EN 1891	Cordes tressées gainées à faible coefficient d'allongement Low stretch Kernmantle rope Cuerdas trenzadas con funda, semiestáticas Corde intrecciate rivestite con guaina a basso coefficiente d'allungamento Geflochtene Kernmantelseile mit geringer Dehnung	✔	
EN 12277	Équipement d'alpinisme et d'escalade - Harnais - Exigences de sécurité et méthodes d'essai Mountaineering and climbing equipment - Harnesses - Safety requirements and test methods Equipo de alpinismo y escalada - Arneses - Requisitos de seguridad y métodos de ensayo Attrezzatura per alpinismo - Imbracature - Requisiti di sicurezza e metodi di prova Bergsteigerausrüstung - Anseilgurte - Sicherheitstechnische Anforderungen und Prüfverfahre	✔	
EN 12278	Poulies - Exigence de sécurité et méthodes d'essai Pulleys - Safety requirements and test methods Poleas - Requisitos de seguridad y métodos de ensayo Pulegge - Requisiti di sicurezza e metodi di prova Seilrollen - Sicherheitstechnische Anforderungen und Prüfverfahren	✔	
EN 12841	Systèmes d'accès par corde - Dispositif de réglage de corde pour maintien au poste de travail Access systems - Rope adjustment devices Sistemas de acceso mediante cuerda - Dispositivos de regulación de cuerda Sistemi accesso su fune - Dispositivi di regolamento su fune per posizionamento sul lavoro Systeme für seilunterstütztes Arbeiten - Seileinstellvorrichtungen zum Halten an der Arbeitsposition	✔	
EN 12492	Équipement d'alpinisme et d'escalade - Casques d'alpinistes Mountaineering and climbing equipment - Helmets for mountaineers Equipo de alpinismo y escalada - Cascos para alpinistas Attrezzatura per alpinismo - Caschi per alpinisti Bergsteigerausrüstung - Bergsteigerhelme	✔ **Type 2***	
EN 15151-2	Équipement d'alpinisme et d'escalade - Dispositifs de freinage Mountaineering and climbing equipment - Braking devices Equipo de alpinismo y escalada - Dispositivos de frenado Attrezzatura per alpinismo - Dispositivi di frenatura Bergsteigerausrüstung - Bremsgeräte		✔
EN 397	Casque de protection pour l'industrie Industrial safety helmet Cascos de protección para la industria Elmetti di protezione per l'industria Industrieschutzhelme	✔	

* Les produits conformes à cette norme doivent avoir une Attestation d'Examen UE de Type.
Products conform to this standard must have an EU type examination certificate.
Los productos conformes con esta norma deben de tener un Certificado de examen UE de tipo.
I prodotti conformi a questa norma devono essere muniti di Attestato UE del Tipo.
Die mit dieser Norm konformen Produkte müssen über eine EG-Baumusterbescheinigung verfügen.

** Les produits conformes à cette norme ne peuvent pas avoir une Attestation d'Examen UE de Type.
Products conform to this standard cannot have an EU type examination certificate.
Los productos conformes con esta norma no pueden tener un Certificado de examen UE de tipo.
I prodotti conformi a questa norma non possono essere muniti di Attestato UE del Tipo.
Die mit dieser Norm konformen Produkte dürfen keine EG-Bescheinigung dieser Art besitzen.

Standards	Description
DIN 19427	Équipement de protection individuelle contre les chutes de hauteur pour une utilisation dans des paniers de travail sur les plateformes élévatrice mobiles Personal protective equipment against falls from a height for use on mobile elevating working platforms Equipo de protección individual contra las caídas de altura para un uso sobre plataformas elevadoras Dispositivi individuali per la protezione contro le cadute dall'alto per l'utilizzo su piattaforme di lavoro mobili elevabili Persönliche Schutzausrüstung gegen Absturz zur Verwendung in Arbeitskörben auf fahrbaren Hubarbeitsbühnen
EN 696	Cordages en fibre - Polyamide Fiber ropes for general service - Polyamide Cuerdas de fibra para usos diversos - Poliamida Corde in fibra - Poliammide Polyamid-Faserseile
EN 1149-1	Vêtements de protection - Propriétés électrostatiques - Résistivité de surface Protective clothing - Electrostatic properties - Surface resistivity Ropa de protección - Propiedades electrostáticas - Resistividad superficial Indumenti di protezione - Proprietà elettrostatiche - Resistività di superficie Schutzkleidung - Elektrostatische Eigenschaften - Oberflächenwiderstand
EN 1808	Exigences de sécurité des plates-formes suspendues à niveau variable - Calculs, stabilité et construction - Examens et essais Safety requirements for suspended access equipment - Design calculations, stability criteria, construction - Examinations and tests Requisitos de seguridad para plataformas suspendidas de nivel variable - Cálculo de diseño, criterios de estabilidad, construcción - Inspecciones y ensayos Requisiti di sicurezza per le piattaforme sospese a livelli variabili – Progettazione strutturale, criteri di stabilità, costruzione – Esami e prove Sicherheitsanforderungen an hängende Personenaufnahmemittel - Berechnung, Standsicherheit, Bau - Prüfungen; Deutsche Fassung
EN 13157+A1	Appareils de levage à charge suspendue - Sécurité - Appareils de levage à bras Cranes - Safety - Hand powered cranes Grúas - Seguridad - Grúas manuales Gru - Sicurezza - Gru azionate a mano Krane - Sicherheit - Handbetriebene Krane
EN 13463	Appareils non électriques destinés à être utilisés en ATmosphères EXplosibles Non-electrical equipment for use in potentially explosive atmospheres Equipos no eléctricos destinados a atmósferas potencialmente explosivas Apparecchi non elettrici destinati all'uso in atmosfere esplosive (ATEX) Nicht-elektrische Geräte für den Einsatz in explosionsgefährdeten Bereichen (ATEX)
ISO 9150	Vêtements de protection - Comportement des matériaux au contact de petites projections de métal liquide Protective clothing - Performance of materials upon contact with small splashes of molten metal Ropa de protección - Comportamiento de los materiales al impacto de pequeñas salpicaduras de metal fundido Indumenti di protezione - Comportamento dei materiali a contatto con piccole proiezioni di metallo liquido Schutzkleidung - Verhalten von Materialien bei Einwirkung von kleinen Spritzern geschmolzenen Metalls
ISO 15025	Vêtements de protection - Protection contre la chaleur et les flammes Protective clothing - Protection against heat and flames Ropa de protección - Protección contra el calor y las llamas Indumenti di protezione-Protezione contro il calore e le fiamme Schutzkleidung - Schutz gegen Hitze und Flammen
ISO 20471	Vêtements de signalisation Haute Visibilité High visibility warning clothing for professional use Ropa de señalización de alta visibilidad Giubbotti Alta Visibilità Warnkleidung Hohe Sichtbarkeit



EUROPEAN REGULATION



EU Type-Examination Certificate

Certificate number: 2777/10872-01/E00-00

RÉGLEMENTATION EUROPÉENNE

RÉGLEMENTATION EUROPÉENNE

Dans le cadre de la réglementation, on entend par EPI (Équipements de Protection Individuelle) "tout dispositif ou moyen destiné à être porté ou tenu par une personne en vue de la protéger contre un ou plusieurs risques susceptibles de menacer sa santé ainsi que sa sécurité au travail, ainsi que tout complément ou accessoire destiné à cet objectif".

La réglementation Européenne 2016/425 détermine principalement :

- les responsabilités des opérateurs économiques dans le domaine des EPI,
- les procédures d'évaluation de la conformité, auxquelles les EPI doivent répondre pour bénéficier de la libre circulation dans l'Union Européenne.

La catégorisation des EPI :

EPI type I : Risques mineurs (destinés à protéger des blessures superficielles). Le fabricant procède à une auto-certification selon le module A. Il déclare que l'exemplaire neuf de l'EPI est conforme aux exigences de la réglementation. Sa responsabilité propre est engagée. Le produit est alors marqué CE.
EPI type II : Risques intermédiaires (destinés à protéger des risques mécaniques, thermiques, chimiques) autres que ceux des catégories I et III. Le fabricant fait une demande d'examen UE de type selon le module B, accompagnée du dossier technique de l'EPI auprès d'un laboratoire européen notifié, qui procède à une série d'essais et à l'étude du dossier en vue de l'attribution d'une attestation d'examen UE de type. En parallèle le fabricant se conforme à une procédure de contrôle de la production selon le module C.
EPI type III : Risques mortels (destinés à protéger des risques mortels ou irréversibles pour la santé). Le fabricant a le choix pour le contrôle de fabrication de son produit entre un contrôle supervisé des produits à intervalles aléatoires selon le module C2, ou le système d'assurance qualité du mode de production selon le module D. Auparavant, il aura fait la même démarche de certification du produit selon le module B que celle relative aux EPI destinés aux types de risques intermédiaires (type II).

Les EPI destinés à la protection contre les chutes de hauteur appartiennent tous à la catégorie III.
Le marquage CE s'applique aux trois catégories.

Les produits ainsi certifiés portent le marquage CE, suivi pour la catégorie III, du numéro de l'organisme notifié qui assure le contrôle de la qualité.
Pour chaque produit certifié, le fabricant fournit une notice d'information indiquant ses coordonnées, les instructions de stockage, d'emploi, d'entretien, une préconisation de la date de péremption et la signification des marquages.
Toutes ces spécifications sont stipulées dans les normes "harmonisées" EN listées ci-contre.

EUROPEAN REGULATION

Within the regulations, the term (Personal Protection Equipment) signifies "any device or means intended to be worn or held by a person to protect them from one or more risks likely to threaten their health or their safety in the workplace, and any addition or accessory intended for this purpose".

European regulation 2016/425 mainly determines:

- the responsibilities of economic operators in relation to PPE,
- the procedures for evaluating compliance, the requirements of which must be met by the PPE to benefit from free circulation within the European Union.

PPE Categorisation:

Type I PPE: Minor risks (intended to protect against superficial injuries). The manufacturer does a CE self-certification according to module A. He declares that, when new, the PPE conforms to the requirements of the regulation. His personal responsibility is engaged. The product is then marked CE.
Type II PPE: Intermediate risks (intended to protect against mechanical, thermal and chemical risks) other than those under categories I and III. The manufacturer makes an application for an EU inspection according to module B, accompanied by the technical file of the PPE to a notified European laboratory, which proceeds with a series of tests and studies the file with a view to attributing an EU Type-Examination Certificate. Simultaneously, the manufacturer follows a production surveillance procedure according to module C.
Type III PPE: Mortal danger (intended to protect against mortal danger or risks of irreversible health damage). The manufacturer has the choice for the surveillance of the manufacture of his product between a supervised surveillance of products at random intervals according to module C2, or the quality assurance system of the production method according to module D. Previous to this he should have performed the same process for product certification according to module B as for intermediate risk PPEs (type II).

PPEs intended for protection against falls from heights all belong to Category III.
CE marking applies to all three categories.

Products certified in this way carry CE marking, followed, for category III, by the number of the notified body handling the quality control. For every certified product, the manufacturer supplies user instructions providing his name and address, storage, use and maintenance instructions, a recommended use-by-date and the meaning of the markings.
All these specifications are stipulated in the previously listed "harmonised" EN standards.

REGLAMENTACIÓN EUROPEA

En el marco de la reglamentación, se entiende por EPI (equipos de protección individual) «todo dispositivo o medio destinado a ser llevado o sujetado por una persona con el fin de protegerla contra uno o varios riesgos susceptibles de amenazar su salud y su seguridad en el trabajo, así como todo complemento o accesorio destinado a este objetivo».

La reglamentación europea 2016/425 determina principalmente:

- las responsabilidades de los operadores económicos en el ámbito de los EPI,
- los procedimientos de evaluación de la conformidad, a los cuales los EPI deben responder para poder disfrutar de la libre circulación dentro de la Unión Europea.

La categorización de los EPI:

EPI tipo I: Riesgos menores (destinados a proteger contra las lesiones superficiales). El fabricante realiza una autocertificación según el módulo A. Declara que el nuevo ejemplar del EPI cumple con los requisitos de la reglamentación. Su propia responsabilidad se ve comprometida. Por eso, el producto recibe el marcado CE.
EPI tipo II: Riesgos intermedios (destinados a proteger contra los riesgos mecánicos, térmicos, químicos) distintos de los de las categorías I y III. El fabricante presenta una solicitud de examen UE de tipo según el módulo B, acompañada del expediente técnico del EPI, por un laboratorio notificado europeo, que realiza una serie de pruebas y el estudio del expediente para determinar la adjudicación de un certificado de examen UE de tipo. Paralelamente, el fabricante cumple con un procedimiento de control de la producción según el módulo C.
EPI tipo III: Riesgos mortales (destinados a proteger contra los riesgos mortales o irreversibles para la salud). El fabricante puede elegir para el control de fabricación de su producto entre un control supervisado de los productos a intervalos aleatorios según el módulo C2, o el sistema de garantía de calidad del modo de producción según el módulo D. Anteriormente, realiza los mismos trámites para lacertificación del producto según el módulo B que para los EPI destinados a los tipos de riesgos intermedios (tipo II).

Todos los EPI destinados a la protección contra las caídas de altura pertenecen a la categoría III.
El marcado CE se aplica a las tres categorías.

Los productos así certificados llevan el marcado CE, seguido de la categoría III y del número del organismo notificado que ejerce el control de la calidad.
Para cada producto certificado, el fabricante suministra un manual informativo con sus datos, las instrucciones de almacenamiento, empleo, mantenimiento, una recomendación de la fecha de caducidad y el significado de los marcados.
Todas estas especificaciones se estipulan en las normas «armonizadas» EN contiguas.

REGOLAMENTI EUROPEE

Secondo la normativa, per DPI (Dispositivo di Protezione Individuale) si intende "qualsiasi attrezzatura destinata ad essere indossata e tenuta dal lavoratore allo scopo di proteggerlo contro uno o più rischi suscettibili di minacciarne la sicurezza o la salute durante il lavoro, nonché ogni complemento o accessorio destinato a tale scopo".

Il regolamento europeo 2016/425 determina principalmente:

- le responsabilità degli operatori economici per quanto riguarda i DPI,
- le procedure di valutazione della conformità alle quali i DPI devono rispondere per beneficiare della libera circolazione nell'Unione Europea.

Classificazione dei DPI:

DPI tipo I: Rischi minori (destinati a proteggere da lesioni superficiali). Il fabbricante procede ad autocertificazione secondo il modulo A. Dichiara che la nuova copia del DPI è conforme ai requisiti delregolamento. La sua responsabilità è impegnata. Il prodotto riceve così la marcatura CE.
DPI tipo II: Rischi intermedi (destinati a proteggere dai rischi meccanici, termici, chimici) diversi da quelli delle categorie I e III. Il fabbricante presenta una domanda di esame CE del tipo secondo il modulo B unitamente al fascicolo tecnico del DPI presso uno dei laboratori europei notificati, il quale procede a una serie di test e allo studio del fascicolo per l'attribuzione di un attestato di esame CE del tipo se il DPI è conforme. In parallelo il fabbricante si conforma alla procedura di controllo della produzione secondo il modulo C.
DPI tipo III: Rischi mortali: (destinati a proteggere dai rischi mortali o irreversibili per la salute). Il fabbricante deve scegliere per il controllo di fabbricazione del suo prodotto tra il controllo supervisionato dei prodotti a intervalli casuali secondo il modulo C2 o il sistema di assicurazione qualità del modo di produzione secondo il modulo D. A priori avrà inoltrato la stessa pratica dicertificazione del prodotto secondo il modulo B di quella relativa ai DPI destinati ai tipi di rischi intermedi (tipo II).

I DPI destinati alla protezione da cadute in altezza appartengono tutti alla categoria III.
La marcatura CE si applica alle tre categorie.

I prodotti così certificati recano la marcatura CE seguita dalla categoria III, dal numero dell'organismo notificato che assicura il controllo della qualità.
Per ciascun prodotto certificato il fabbricante fornisce un documento informativo recante i suoi dati, le istruzioni di stoccaggio, d'uso, di manutenzione, una raccomandazione della data di scadenza e il significato delle marcature.
Tutte queste specifiche sono previste nelle norme "armonizzate" EN elencate a lato.

EUROPÄISCHE VORSCHRIFTEN

Im Rahmen der geltenden Vorschriften versteht man unter PSA (persönliche Schutzausrüstung) „jede Ausrüstung, die dazu bestimmt ist, von einer Person als Schutz gegen ein oder mehrere Risiken für ihre Gesundheit oder ihre Sicherheit getragen oder gehalten zu werden, sowie jede mit demselben Ziel verwendete und mit der persönlichen Schutzausrüstung verbundene Zusatzausrüstung".

Die Verordnung (EU) 2016/425 bestimmt im Wesentlichen:
- die Verantwortlichkeiten der Wirtschaftakteure im Bereich der PSA,
- die Konformitätsbewertungsverfahren, denen die PSA unterzogen werden müssen, um Anspruch auf den freien Verkehr in der Europäischen Union zu haben.

Die Einstufung der PSA:
PSA Kategorie I: Einfache PSA zum Schutz gegen minimale Gefahren (oberflächliche Verletzungen). Der Hersteller nimmt eine interne Fertigungskontrolle gemäß Modul A vor. Er erklärt, dass das neue Exemplar der PSA den geltenden Anforderungen dieser Verordnung genügt. Er haftet für die Ausrüstung. Das Produkt erhält die CE-Kennzeichnung.
PSA Kategorie II: PSA zum Schutz vor mittleren (mechanischen, thermischen, chemischen) Risiken, die nicht in den Kategorien I und III enthalten sind.
Der Hersteller reicht bei einem notifizierten europäischen Labor, das eine Reihe von Prüfungen durchführt und die Unterlagen im Hinblick auf die Ausstellung einer EU-Baumusterprüfbescheinigung prüft, einen Antrag auf eine EU-Baumusterprüfung gemäß Modul B ein, dem die technischen Unterlagen der PSA beigefügt sind. Gleichzeitig befolgt der Hersteller ein Produktionskontrollverfahren gemäß Modul C.
EPI Kategorie III: Komplexe PSA zum Schutz vor tödlichen Gefahren und irreversiblen Gesundheitsschäden. Der Hersteller hat zur Fertigungskontrolle seines Produkts die Wahl zwischen überwachten Produktprüfungen in unregelmäßigen Abständen gemäß Modul C2 oder der Qualitätssicherung bezogen auf den Produktionsprozess gemäß Modul D. Zuvor hat er das gleiche Produktzertifizierungsverfahren gemäß Modul B wie für PSA zum Schutz vor mittleren Risiken zu befolgen (Kategorie II).

PSA für den Sturzschutz aus größeren Höhen gehören vollumfänglich der Kategorie III an.
Die CE-Kennzeichnungen gelten für die drei Kategorien.

Die dementsprechend zertifizierten Produkte tragen die CE-Kennzeichnung, bei Kategorie III gefolgt von der Nummer der für die Qualitätsprüfung notifizierten Stelle.
Für jedes zertifizierte Produkt liefert der Hersteller ein Informationsmerkblatt mit seiner Anschrift, den Lageranweisungen, Gebrauchs-, Instandhaltungsanweisungen, mit einer Empfehlung für das Verfalldatum und die Bedeutung der Kennzeichnungen.
Alle Spezifikationen sind den "harmonisierten", oben stehenden EN-Normen zu entnehmen.

SOMMAIRE / TABLE OF CONTENTS / TABLA DE CONTENIDOS / SOMMARIO / INHALTSVERZEICHNIS

10

HARNAIS, CEINTURES & ACCESSOIRES
HARNESSES, BELTS & ACCESSORIES
ARNESES, CINTURONES Y ACCESORIOS
IMBRACATURE, CINTURE E ACCESSORI
AUFFANG, HALTEGURTE UND ZUBEHÖR

34

GAMMES SPÉCIFIQUES
SPECIFIC LINES
GAMAS ESPECÍFICAS
GAMME SPECIFICHE
SPEZIFISCHE KATEGORIEN

46

ANTICHUTES À RAPPEL AUTOMATIQUE
RETRACTABLE FALL ARRESTERS
ANTICAÍDAS RETRÁCTILES
ANTICADUTA RETTRATILI
ABSTURZSICHERUNG MIT AUTOMATISCHEM RÜCKZUG

67

ANTICHUTES COULISSANTS
GUIDED TYPE FALL ARRESTERS
ANTICAÍDAS DESLIZANTES
ANTICADUTA SCORREVOLI
MITLAUFENDE ABSTURZSICHERUNG

84

LONGES AVEC ABSORBEUR D'ÉNERGIE
ENERGY ABSORBING LANYARDS
ESLINGAS CON ABSORBEDOR DE ENERGÍA
CORDINI CON ASSORBITORE DI ENERGIA
VERBINDUNGSMITTEL MIT FALLDÄMPFER

92

LONGES
LANYARDS
ESLINGAS
CORDINI
HALTESEILE

100

CONNECTEURS
CONNECTORS
CONECTORES
CONNETTORI
VERBINDUNGSELEMENTE

112

ANCRAGES
ANCHORAGES
ANCLAJES
ANCORAGGI
VERANKERUNGEN

154

ACCÈS SUR CORDE
ROPE ACCESS
TRABAJOS CON CUERDA
ACCESSO SU FUNE
ARBEITEN AM SEIL

160

SAUVETAGE ET ÉVACUATION
RESCUE AND EVACUATION
RESCATE Y EVACUACIÓN
SALVATAGGIO E EVACUAZIONE
RETTUNG-BERGUNG

170

PROTECTION DE LA TÊTE
HEAD PROTECTION
PROTECTION DE LA CABEZA
PROTEZIONE DELLA TESTA
KOPFSCHUTZ

172

LAMPES FRONTALES
HEADLAMPS
LÁMPARAS FRONTALES
LAMPADE FRONTALI
STIRNLAMPEN

174

ENSEMBLES PRÊTS À L'EMPLOI
READY-FOR-USE KITS
CONJUNTOS LISTOS PARA EL USO
KIT PRONTO ALL'USO
EINSATZFERTIGE SYSTEME

180

SACS
BAGS
BOLSAS
BORSE
TASCHEN

182

ACCESSOIRES PORTE-OUTILS
TOOL-HOLDING ACCESSORIES
ACCESORIOS PORTAHERRAMIENTAS
ACCESSORI PORTATTREZZI
ZUBEHÖR WERKZEUGHALTER

186

ANTICHUTES DE CHARGES
LOAD ARRESTERS
ANTICAÍDAS DE CARGAS
ANTICADUTA DI CARICO
STURZSCHUTZ FÜR LASTEN

188

SITE INTERNET, K-S.ONE
WEBSITE, K-S.ONE
SITIO WEB, K-S.ONE
SITO INTERNET, K-S.ONE
WEBSITE, K-S.ONE

190

SAV - VÉRIFICATION, MAINTENANCE / FORMATION
AFTER-SALES SERVICE - INSPECTION, MAINTENANCE / TRAINING
SPV - COMPROBACIÓN, MANTENIMIENTO / FORMACIÓN
ASSITENZA CLIENTI - CONTROLLO, MANUTENZIONE / FORMAZIONE
KUNDENDIENST - ÜBERPRÜFUNG, WARTUNG / SCHULUNG

KRATOS SAFETY
SOLUTIONS FOR LIFE

Harnais, ceintures et accessoires
Harnesses, belts & accessories
Arneses, cinturones y accesorios
Imbracature, cinture e accessori
Auffang, Haltegurte und Zubehör




KRATOS
SAFETY
04 05 21

COMING SOON
PROCHAINEMENT

Hybrid AIRTECH

FA 10 218 00 - FA 10 218 01 - FA 10 218 02





Attachment point for LADDER CLIMB



FA 50 230 20B included



Folding lateral D-rings*



Restraint attachment point*



Stowing system* for E. A. lanyard rebar hooks



Breathable pads*

* features common to FA 10 218 XX & FA 10 219 XX harnesses

HYBRID AIRTECH 2

Harnais antichute 3 points d'accrochage avec ceinture extra confort
Full body harness 3 attachment points with extra-comfort belt
Arnés anticaída 3 puntos de enganche con cinturón extra confort
Imbracatura anticaduta con 3 punti di attacco con cintura extra comfort
Dreipunktauffanggurt Extra-Komfort mit Haltegurt

REF.	FA 10 218 00	FA 10 218 01	FA 10 218 02
Sizes	S-M	M-L	L-XXL
KG	MAX. 140 KG (PPE-R 11.132)		
CE UKCA	EN 361, EN 358, EN 813		
Attachment			
/	7 / 3		
MAT. D /	ALU / ALU		
MAT. 45 mm	PES		
SWL = 5KG / MAXI 5KG /	2 / 4 / 2		
Kg	2.32 KG	2.40 KG	2.44 KG

COMING SOON
PROCHAINEMENT

Airtech

FA 10 219 00 - FA 10 219 01 - FA 10 219 02





FA 50 304 22B
included



Working seat
attachment points



Suitable for men and women

FA 10 219 99

SET OF 3
COMPONENTS



Kit bloqueur ventral pour harnais AIRTECH 2
Ventral rope clamp kit for AIRTECH 2 harness
Kit bloqueador ventral para arnés AIRTECH 2
Kit bloccante ventrale per imbracatura AIRTECH 2
Bauchklemme-Set für AIRTECH 2-Auffanggurt

AIRTECH 2

Harnais antichute 2 points d'accrochage avec ceinture extra confort pour travail en suspension
Suspension harness with extra-comfort belt, 2 attachment points
Arnés anticaída 2 puntos de enganche con cinturón extra confort para el trabajo suspendido
Imbracatura anticaduta con 2 punti di attacco con cintura extra comfort per lavori in sospensione
Zweipunktauffanggurt Extra-Komfort mit Haltegurt für Arbeiten in hängender Position

REF.	FA 10 219 00	FA 10 219 01	FA 10 219 02	FA 10 219 99
Sizes	S-M	M-L	L-XXL	---
KG	MAX. 140 KG (PPE-R 11.132)			
CE UKCA	EN 361, EN 358, EN 813			EN 567, EN 12841 Type B
Attachment	● ● ● ● ●			---
	5 / 2			---
MAT.	ALU PES / ALU			ALU
MAT. 45 mm	PES			10 mm PES / ALU ventral rope clamp / STEEL quick link
SWL = 5KG / MAXI 5KG	0 / 4 / 2			---
Kg	2.18 KG	2.23 KG	2.27 KG	0.29 KG

● Sternal ● Dorsal ● Lateral ● Ventral ● Rescue ● Restraint

FLY'IN

FA 10 202 00 - FA 10 202 01 - FA 10 202 02



FA 10 201 00 - FA 10 201 01 - FA 10 201 02



FLY'IN 3

Harnais antichute 2 points d'accrochage avec ceinture extra confort pour travail en suspension
Suspension harness 2 attachment points with extra-comfort belt
Arnés anticaída 2 puntos de enganche con cinturón extra confort para el trabajo suspendido
Imbracatura anticaduta extra comfort per lavori in sospensione
Zweipunktauffanggurt mit Extra-Komfort Haltegurt für Arbeiten in hängender Position

FLY'IN 2

Harnais antichute 2 points d'accrochage avec ceinture extra confort
Full body harness 2 attachment points with extra-comfort belt
Arnés anticaída 2 puntos de enganche con cinturón extra confort
Imbracatura anticaduta con 2 punti di attacco con cintura extra comfort
Zweipunktauffanggurt mit Extra-Komfort Haltegurt

REF.	FA 10 202 00	FA 10 202 01	FA 10 202 02	FA 10 201 00	FA 10 201 01	FA 10 201 02
Sizes	S-M	M-L	L-XXL	S-M	M-L	L-XXL
KG	MAX. 140 KG (PPE-R 11.132)			MAX. 140 KG (PPE-R 11.132)		
CE UKCA	EN 361, EN 358, EN 813			EN 361, EN 358		
Attachment	● ● ● ●			● ● ●		
	4 / 2			2 / 4		
MAT.	ALU / ALU			ALU / ALU		
MAT. : 45 mm	PES			PES		
SWL = 5KG / MAXI 5KG	1 / 3 / 2			2 / 1 / 2		
Kg	2.15 KG	2.21 KG	2.27KG	2.21 KG	2.27 KG	2.31 KG

FLY'IN

FA 10 101 00 - FA 10 101 01 - FA 10 101 02



FA 10 904 01
x2 included



FLY'IN 1

Harnais antichute extra confort 2 points d'accrochage
Extra-comfort body harness 2 attachment points
Arnés anticaída extra confort 2 puntos de enganche
Imbracatura anticaduta extra comfort con 2 punti di attacco
Extra-Komfort Zweipunktauffanggurt

FA 10 404 00 - FA 10 404 01 - FA 10 404 02





FLY'IN 4

Baudrier de maintien au travail
Work positioning sit-harness
Arnés de asiento para posicionamiento en el trabajo
Imbracatura di posizionamento sul lavoro
Auffanggurt zum Halten am Arbeitsplatz

REF.	FA 10 101 00	FA 10 101 01	FA 10 101 02	FA 10 404 00	FA 10 404 01	FA 10 404 02
Sizes	S-M	M-L	L-XXL	S-M	M-L	L-XXL
KG	MAX. 140 KG (PPE-R 11.132)			MAX. 140 KG (PPE-R 11.132)		
CE UKCA	EN 361			EN 358, EN 813		
Attachment	● ●			● ● ●		
	2 / 3			2 / 2		
MAT.	ALU / ALU			ALU / ALU		
MAT. 45 mm	PES			PES		
SWL = 5KG / MAXI 5KG	0 / 0 / 2			2 / 3 / 0		
Kg	1.61 KG	1.67 KG	1.76 KG	1.50 KG	1.54 KG	1.59 KG

● Sternal ● Dorsal ● Lateral ● Ventral ● Rescue ● Restraint

speed-air

FA 10 206 00A - FA 10 206 01A - FA 10 206 02A



AUTOMATIC SAFET'EAR BUCKLES



2 lanyard parking points



Suitable for men and women



FA 50 301 23B included





SPEED AIR 5

Harnais antichute 2 points d'accrochage avec ceinture confort pour travail en suspension
Suspension harness 2 attachment points with comfortable belt
Arnés anticaída 2 puntos de enganche con cinturón confort para el trabajo suspendido
Imbracatura anticaduta con 2 punti di attacco con cintura comfort per lavori in sospensione
Zweipunktauffanggurt mit Komfortabler Haltegurt für Arbeiten in hängender Position

REF.	FA 10 206 00A	FA 10 206 01A	FA 10 206 02A
Sizes	S-M	M-L	L-XXL
KG	MAX. 140 KG (PPE-R 11.132)		
CE UKCA	EN 361, EN 358, EN 813		
Attachment			
/	4 / 2		
MAT. /	STEEL		
MAT. 45 mm	PES		
SWL = 5KG / MAXI 5KG /	3 / 3 / 2		
Kg	2.43 KG	2.46 KG	2.51 KG

speed-air

FA 10 207 00 - FA 10 207 01 - FA 10 207 02

AUTOMATIC SAFET'EAR BUCKLES

EXTENSION

ELASTIC

2 lanyard parking points





SPEED AIR 4

Harnais antichute 2 points d'accrochage avec ceinture rotative
Full body harness 2 attachment points with rotative belt
Arnés 2 puntos de enganche con cinturón giratorio
Imbracatura con 2 punti di attacco e cintura rotante
Zweipunktauffanggurt mit schwenkbarem Haltegurt

REF.	FA 10 207 00	FA 10 207 01	FA 10 207 02
Sizes	S-M	M-L	L-XXL
KG	MAX. 140 KG (PPE-R 11.132)		
CE UKCA	EN 361, EN 358		
Attachment	● ● ●		
/	2 / 4		
MAT.	STEEL		
MAT. 45 mm	PES		
SWL = 5KG / MAXI 5KG /	4 / 1 / 2		
Kg	2.57 KG	2.60 KG	2.64 KG

● Sternal ● Dorsal ● Lateral ● Ventral ● Rescue ● Restraint

FA 10 217 00 - FA 10 217 01 - FA 10 217 02

speed-air

FA 10 117 00 - FA 10 117 01 - FA 10 117 02



SPEED AIR 3

Harnais antichute 2 points d'accrochage avec ceinture confort
Full body harness 2 attachment points with comfortable belt
Arnés anticaída 2 puntos de enganche con cinturón confortable
Imbracatura anticaduta con 2 punti di attacco con cintura comfortevole
Zweipunktauffanggurt mit Komfortabler Haltegurt

SPEED AIR 2

Harnais antichute 2 points d'accrochage
Full body harness 2 attachment points
Arnés anticaída 2 puntos de enganche
Imbracatura anticaduta con 2 punti di attacco
Zweipunktauffanggurt

REF.	FA 10 217 00	FA 10 217 01	FA 10 217 02	FA 10 117 00	FA 10 117 01	FA 10 117 02
Sizes	S-M	M-L	L-XXL	S-M	M-L	L-XXL
KG	MAX. 140 KG (PPE-R 11.132)			MAX. 140 KG (PPE-R 11.132)		
CE UKCA	EN 361, EN 358			EN 361		
Attachment	● ● ●			● ●		
2 / 4	2 / 4			2 / 3		
MAT. STEEL	STEEL			STEEL		
MAT. 45 mm	PES			PES		
SWL = 5KG / MAXI 5KG	2 / 1 / 2			0 / 0 / 2		
+	FALL INDICATORS			FALL INDICATORS		
kg	2.07 KG	2.14 KG	2.21 KG	1.47 KG	1.50 KG	1.53 KG

XIMO

FA 10 204 00A - FA 10 204 01A



EXTENSION



2 lanyard parking points



AUTOMATIC SAFET'EAR BUCKLES



FA 10 104 00A - FA 10 104 01A



XIMO 2

Harnais antichute 2 points d'accrochage avec ceinture confort
Full body harness 2 attachment points with comfortable belt
Arnés anticaída 2 puntos de enganche con cinturón confortable
Imbracatura anticaduta con 2 punti di attacco con cintura comfortevole
Zweipunktauffanggurt mit Komfortabler Haltegurt

XIMO 1

Harnais antichute confort 2 points d'accrochage
Comfortable full body harness 2 attachment points
Arnés anticaída confortable 2 puntos de enganche
Imbracatura anticaduta comfortevole con 2 punti di attacco
Komfortabler Zweipunktauffanggur

REF.	FA 10 204 00A | FA 10 204 01A	FA 10 104 00A | FA 10 104 01A
Sizes	S-L | L-XXL	S-L | L-XXL
KG	MAX. 140 KG (PPE-R 11.132)	MAX. 140 KG (PPE-R 11.132)
CE UKCA	EN 361, EN 358	EN 361
Attachment	● ● ●	● ●
	2 / 3	2 / 2
MAT.	STEEL	STEEL
MAT. 45 mm	PES	PES
SWL = 5KG / MAXI 5KG	3 / 0 / 2	0 / 0 / 2
Kg	2.23 KG | 2.32 KG	1.45 KG | 1.51 KG

● Sternal ● Dorsal ● Lateral ● Ventral ● Rescue ● Restraint

AKROS

FA 10 205 00A - FA 10 205 01A



AUTOMATIC SAFET'EAR BUCKLES

FA 10 105 00A - FA 10 105 01A



AKROS 3

Harnais antichute 2 points d'accrochage avec ceinture confort
Full body harness 2 attachment points with comfortable belt
Arnés anticaída 2 puntos de enganche con cinturón confortable
Imbracatura anticaduta con 2 punti di attacco con cintura comfortevole
Zweipunktauffanggurt mit Komfortabler Haltegurt

AKROS 1

Harnais antichute 2 points d'accrochage
Full body harness 2 attachment points
Arnés anticaída 2 puntos de enganche
Imbracatura anticaduta con 2 punti di attacco
Zweipunktauffanggurt

REF.	FA 10 205 00A | FA 10 205 01A	FA 10 105 00A | FA 10 105 01A
Sizes	S-L | L-XXL	S-L | L-XXL
KG	MAX. 140 KG (PPE-R 11.132)	MAX. 140 KG (PPE-R 11.132)
CE UKCA	EN 361, EN 358	EN 361
Attachment	● ● ●	● ●
/	2 / 4	2 / 3
MAT.	STEEL	STEEL
MAT. : 45 mm	PES	PES
SWL = 5KG / MAXI 5KG	3 / 0 / 0	---
Kg	2.24 KG | 2.36 KG	1.52 KG | 1.55 KG

AKROS

FA 10 111 00 - FA 10 111 01



AUTOMATIC SAFET'EAR BUCKLES

AKROS 2

Harnais antichute 3 points d'accrochage
Full body harness 3 attachment points
Arnés anticaída 3 puntos de enganche
Imbracatura anticaduta con 3 punti di attacco
Dreipunktauffanggurt

MOVE

FA 10 107 00A - FA 10 107 01A



ELASTIC

AUTOMATIC SAFET'EAR BUCKLES

2 lanyard parking points

MOVE 3

Harnais antichute 2 points d'accrochage
Full body harness 2 attachment points
Arnés anticaída 2 puntos de enganche
Imbracatura anticaduta con 2 punti di attacco
Zweipunktauffanggurt

REF.	FA 10 111 00 | FA 10 111 01	FA 10 107 00A | FA 10 107 01A
Sizes	S-L | L-XXL	S-L L-XXL
KG	MAX. 140 KG (PPE-R 11.132)	MAX. 140 KG (PPE-R 11.132)
CE UKCA	EN 361	EN 361
Attachment	X2	
/	2 / 3	2 / 3
MAT. /	STEEL	ALU / STEEL
MAT. 45 mm	PES	PES
SWL = 5KG / MAXI 5KG /	---	0 / 0 / 2
Kg	1.59 KG | 1.65 KG	1.54 KG | 1.58 KG

Sternal Dorsal Lateral Ventral Rescue Restraint

ADÈS

FA 10 114 00A - FA 10 114 01A



EXTENSION



EN 1497



2 lanyard parking points



AUTOMATIC SAFET'EAR BUCKLES

RETROREFLECTIVE / TREATMENT (p.36)





FA 10 908 00



Écarteur pour sauvetage en espace confiné
Confined space rescue spreader bar
Barra esparcidora de rescate en espacios confinados
Distanziatore per operazioni di salvataggio in spazi confinati
Abstandsstück für Rettungszwecke in engen Räumen

FA 10 414 00



ADES 1

Harnais espaces confinés (adapté CATEC®) et évacuation
Full body harness for work in confined spaces and evacuation
Arnés para trabajos en espacios confinados y evacuación
Imbracatura per spazi confinati e evacuazione
Klettergurt für enge Räume und die Bergung

ADES 2

Ceinture pour auto-sauveteur
Belt for self-rescuer
Cinturón para autorescatador
Cintura per autorespiratore
Haltegurt für Selbstretter

REF.	FA 10 114 00A | FA 10 114 01A	FA 10 414 00	FA 10 908 00
Sizes	S-L | L-XXL	TU	TU
KG	MAX. 140 KG (PPE-R 11.132)	---	MAX. 140 KG
CE UKCA	EN 361, EN 1497	---	EN 1496
Attachment	● ● ●	---	---
/	2 / 3	0 / 1	---
MAT. /	ALU / STEEL	STEEL	STEEL
MAT. 45 mm	PES + treatment (p. 36)	PES	PES
SWL = 5KG / MAXI 5KG /	0 / 0 / 2	0 / 1 / 0	---
kg	1.79 KG | 1.85 KG	0.41 KG	0.48 KG

AKROS

FA 10 401 00



AUTOMATIC SAFET'EAR BUCKLES

AKROS 4

Ceinture de maintien au travail confort
Comfortable work positioning belt
Cinturón de posicionamiento en el trabajo confortable
Cintura di posizionamento sul lavoro comfortevole
Komfortabler Gürtel zur Arbeitsplatzpositionierung

KARL

FA 10 301 00



AUTOMATIC SAFET'EAR BUCKLES



ADJUSTABLE JACKET

KARL

Harnais antichute 2 points d'accrochage avec gilet
Full body harness 2 attachment points with vest
Arnés anticaída 2 puntos de enganche con chaleco
Imbracatura anticaduta con 2 punti di attacco e giubbotto
Zweipunktauffanggurt mit Weste

REF.	FA 10 401 00	FA 10 301 00
Sizes / KG	TU MAX. 140 KG (PPE-R 11.132)	TU MAX. 140 KG (PPE-R 11.132)
CE UKCA	EN 358	EN 361
Attachment	●	● ●
/	0 / 1	2 / 2
MAT. /	STEEL	STEEL
MAT. 45 mm	PES	PES
SWL = 5KG / MAXI 5KG /	3 / 0 / 0	---
Kg	0.65 KG	1.73 KG

● Sternal ● Dorsal ● Lateral ● Ventral ● Rescue ● Restraint

REFLEX

FA 10 115 00





RETROREFLECTIVE

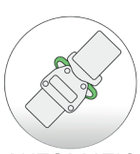

AUTOMATIC SAFET'EAR BUCKLES

FA 10 304 00



REFLEX 4

Harnais antichute 2 points d'accrochage avec sangle haute visibilité
Full body harness 2 attachment points with high visibility webbing
Arnés anticaída 2 puntos de enganche con cinta de alta visibilidad
Imbracatura anticaduta con 2 punti di attacco e cinghia alta visibilità
Zweipunktauffanggurt mit hochsichtbarer Gurtband

REFLEX 3

Harnais antichute 2 points d'accrochage avec gilet haute visibilité
Full body harness 2 attachment points with high visibility vest
Arnés anticaída 2 puntos de enganche con chaleco de alta visibilidad
Imbracatura anticaduta con 2 punti di attacco e giubbotto alta visibilità
Zweipunktauffanggurt mit hochsichtbarer Weste

REF.	FA 10 115 00	FA 10 304 00
Sizes / KG	TU MAX. 140 KG (PPE-R 11.132)	TU MAX. 140 KG (PPE-R 11.132)
CE UKCA	EN 361	EN 361
Attachment	● ●	● ●
/	2 / 3	2 / 3
MAT. /	STEEL	STEEL
MAT. 45 mm	PES	PES
SWL = 5KG / MAXI 5KG /	---	---
Kg	1.49 KG	1.72 KG

REFLEX

FA 10 302 00



FA 10 303 00



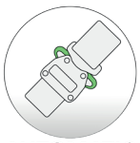

AUTOMATIC SAFET'EAR BUCKLES



ADJUSTABLE JACKET

REFLEX 1

Harnais antichute 2 points d'accrochage avec gilet haute visibilité
Full body harness 2 attachment points with high visibility vest
Arnés anticaída 2 puntos de enganche con chaleco de alta visibilidad
Imbracatura anticaduta con 2 punti di attacco e giubbotto alta visibilità
Zweipunktauffanggurt mit hochsichtbarer Weste

REFLEX 2

Harnais antichute 2 points d'accrochage avec gilet haute visibilité
Full body harness 2 attachment points with high visibility vest
Arnés anticaída 2 puntos de enganche con chaleco de alta visibilidad
Imbracatura anticaduta con 2 punti di attacco e giubbotto alta visibilità
Zweipunktauffanggurt mit hochsichtbarer Weste

REF.	FA 10 302 00	FA 10 303 00
Sizes / KG	TU MAX. 140 KG (PPE-R 11.132)	TU MAX. 140 KG (PPE-R 11.132)
CE UKCA	EN 361 ISO 20471 Class 2	EN 361 ISO 20471 Class 2
Attachment	● ●	● ●
	2 / 2	2 / 2
MAT.	STEEL	STEEL
MAT. 45 mm	PES	PES
SWL = 5KG / MAXI 5KG	---	---
Kg	1.78 KG	1.78 KG

● Sternal ● Dorsal ● Lateral ● Ventral ● Rescue ● Restraint

MUNE

FA 10 213 00

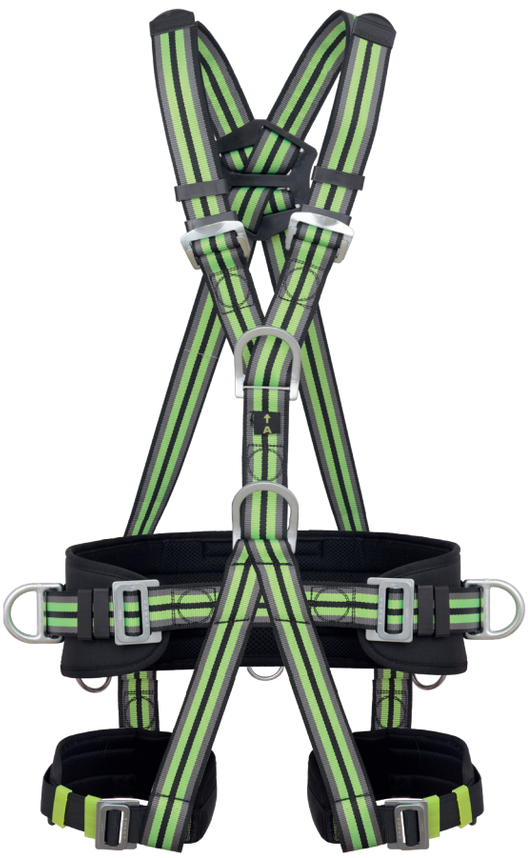



Suitable for men and women



MUNE 6

Harnais antichute pour travail en suspension
Suspension body harness with work positioning belt
Arnés anticaída para el trabajo en suspensión
Imbracatura anticaduta per lavori in sospensione
Auffanggurt für Arbeiten in hängender Position

REF.	**FA 10 213 00**
Sizes  **KG**	TU MAX. 140 KG (PPE-R 11.132)
CE UKCA	EN 361, EN 358, EN 813
Attachment	
	6 / 0
MAT. 	STEEL
MAT.  **45 mm**	PES
	3 / 0 / 0
	2.15 KG

MUNE

FA 10 205 00



FA 10 204 00



MUNE 5

Harnais antichute 2 points d'accrochage avec ceinture
Full body harness 2 attachment points with belt
Arnés anticaída 2 puntos de enganche con cinturón
Imbracatura anticaduta con 2 punti di attacco con cintura
Zweipunktauffanggurt mit Haltegurt

MUNE 4

Harnais antichute 2 points d'accrochage avec ceinture
Full body harness 2 attachment points with belt
Arnés anticaída 2 puntos de enganche con cinturón
Imbracatura anticaduta con 2 punti di attacco con cintura
Zweipunktauffanggurt mit Haltegurt

REF.	FA 10 205 00	FA 10 204 00
Sizes / KG	TU MAX. 140 KG (PPE-R 11.132)	TU MAX. 140 KG (PPE-R 11.132)
CE UKCA	EN 361, EN 358	EN 361, EN 358
Attachment	● ● ●	● ● ●
	6 / 0	5 / 0
MAT.	STEEL	STEEL
MAT. : 45 mm	PES	PES
SWL = 5KG / MAXI 5KG	3 / 0 / 0	3 / 0 / 0
Kg	1.92 KG	1.76 KG

● Sternal ● Dorsal ● Lateral ● Ventral ● Rescue ● Restraint

MUNE

FA 10 106 00







FA 10 105 00





MUNE 3R

Harnais antichute 2 points d'accrochage avec sangle d'extension pour évacuation
Body harness 2 attachment points, with extension rescue strap
Arnés anticaída 2 puntos de enganche, con cinta de extensión para evacuación
Imbracatura anticaduta con 2 punti di attacco con cinghia di estensione per evacuazione
Zweipunktauffanggurt, mit einem Gurtband für Bergungen

MUNE 3

Harnais antichute 2 points d'accrochage
Full body harness 2 attachment points
Arnés anticaída 2 puntos de enganche
Imbracatura anticaduta con 2 punti di attacco
Zweipunktauffanggurt

REF.	FA 10 106 00	FA 10 105 00
Sizes KG	TU MAX. 140 KG (PPE-R 11.132)	TU MAX. 140 KG (PPE-R 11.132)
CE UKCA	EN 361, EN 1497	EN 361
Attachment	● ● ●	● ●
/	5 / 0	5 / 0
MAT. /	STEEL	STEEL
MAT. 45 mm	PES	PES
SWL = 5KG / MAXI 5KG /	---	---
Kg	1.36 KG	1.19 KG

MUNE

FA 10 104 00





FA 10 108 00







MUNE 2

Harnais antichute 2 points d'accrochage
Full body harness 2 attachment points
Arnés 2 puntos de enganche
Imbracatura con 2 punti di attacco
Zweipunktauffanggurt

MUNE 1

Harnais antichute 1 point d'accrochage
Full body harness 1 attachment point
Arnés 1 punto de enganche
Imbracatura con 1 punto di attacco
Auffanggurt mit 1 Verankerungspunkt

REF.	FA 10 104 00	FA 10 108 00
Sizes / KG	TU MAX. 140 KG (PPE-R 11.132)	TU MAX. 140 KG (PPE-R 11.132)
CE UKCA	EN 361	EN 361
Attachment	● ●	●
	4 / 0	5 / 0
MAT.	STEEL	STEEL
MAT. 45 mm	PES	PES
SWL = 5KG / MAXI 5KG	---	---
Kg	1.04 KG	1.07 KG

● Sternal ● Dorsal ● Lateral ● Ventral ● Rescue ● Restraint

KAMI

FA 10 203 00



KAMI 3

Harnais antichute 2 points d'accrochage avec ceinture
Full body harness 2 attachment points with belt
Arnés anticaída 2 puntos de enganche con cinturón
Imbracatura anticaduta con 2 punti di attacco con cintura
Zweipunktauffanggurt mit Haltegurt

FA 10 103 00



KAMI 2

Harnais antichute 2 points d'accrochage
Full body harness 2 attachment points
Arnés anticaída 2 puntos de enganche
Imbracatura anticaduta con 2 punti di attacco
Zweipunktauffanggurt

FA 10 102 00



KAMI 1

Harnais 1 point d'accrochage
Full body harness 1 attachment point
Arnés 1 punto de enganche
Imbracatura con 1 punto di attacco
Auffanggurt mit 1 Verankerungspunkt

REF.	FA 10 203 00	FA 10 103 00	FA 10 102 00
Sizes / KG	TU MAX. 140 KG (PPE-R 11.132)	TU MAX. 140 KG (PPE-R 11.132)	TU MAX. 140 KG (PPE-R 11.132)
CE UKCA	EN 361, EN 358	EN 361	EN 361
Attachment	● ● ●	● ●	●
	3 / 0	2 / 0	2 / 0
MAT.	STEEL	STEEL	STEEL
MAT. 45 mm	PES	PES	PES
SWL = 5KG / MAXI 5KG	2 / 0 / 0	---	---
kg	1.41 KG	0.84 KG	0.76 KG

KAMI

FA 10 402 00





KAMI 4

Ceinture de maintien au travail
Work positioning belt
Cinturón de sujeción durante el trabajo
Cintura di posizionamento sul lavoro
Haltegurt zur Arbeitsplatzpositionierung

bambou

FA 10 500 00



BAMBOU

Harnais d'escalade ou pour activités accro-branche
Climbing or tree-climbing harness
Arnés de escalada o para actividades de arborismo
Imbracatura da arrampicata o per attività in parchi avventura
Klettergurt oder Auffanggurt für Hochseilgarten

REF.	FA 10 402 00	FA 10 500 00
Sizes / KG	TU MAX. 140 KG (PPE-R 11.132)	TU MAX. 100 KG
CE UKCA	EN 358	EN 12277 Type C
Attachment	●	●
/	1 / 0	3 / 0
MAT. /	STEEL	STEEL
MAT. 45 mm	PES	PES 30 mm
SWL = 5KG / MAXI 5KG /	2 / 0 / 0	---
kg	0.59 KG	0.50 KG

● Sternal ● Dorsal ● Lateral ● Ventral ● Rescue ● Restraint

FA 10 901 00

1



Sangle anti-traumatique
Suspension trauma relief strap
Cinta antitraumática
Cinghia antitrauma
Anti-Trauma-Gurtband

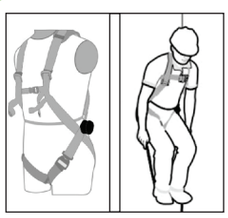

Kg 0.08 KG

FA 10 907 00

2

x4



SET OF 4 PCS.

x4



Terminaison de sangle
Webbing end
Extremo de cinta
Estremità della cinghia
Gurtband-Endstück

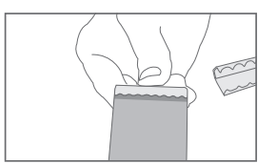

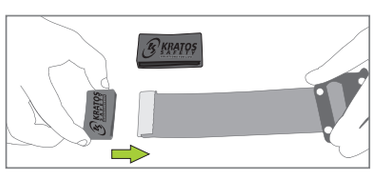

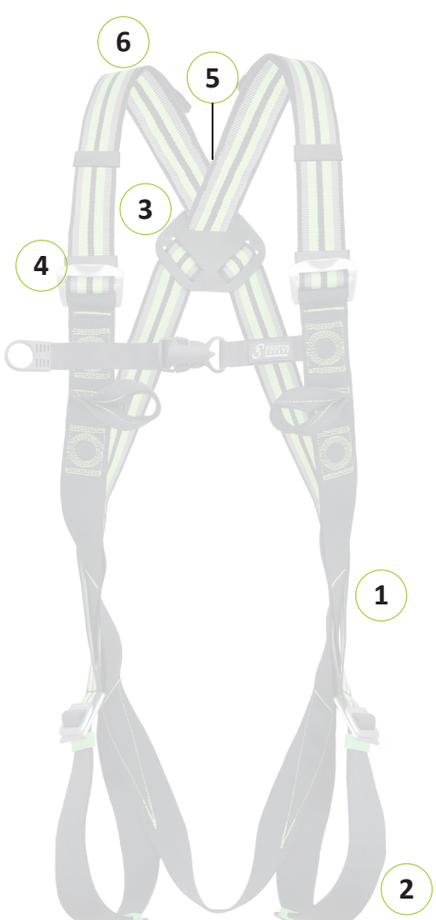

FA 10 902 00

3



Protection dorsale amovible
Removable dorsal pad
Protección dorsal extraíble
Protezione dorsale amovibile
Abnehmbarer Rückenschutz

Kg 0.20 KG

FA 10 905 00

6



Protection d'épaule amovible résistante à l'abrasion
Removable abrasion resistant shoulder pad
Protección de hombros extraíble, resistente a la abrasión
Protezione spalla amovibile resistente alle abrasioni
Abnehmbarer abriebfester Schulterschutz

Kg 0.037 KG

FA 10 903 00 / FA 10 903 01

5

41 cm



REF.	FA 10 903 00 | FA 10 903 01
CE UKCA	EN 354
	10 mm | 12 mm
R (kN)	25
Kg	0.24 KG | 0.32 KG

Sangle d'extension amovible avec Dé d'accrochage
Removable extension band with D-Ring
Correa de extensión extraíble con anilla en D de enganche
Cinghia di estensione amovibile con D di attacco
Rückenösenverlängerung mit D-Ring

FA 10 904 00

4



Anneau d'accrochage amovible pour outils ou longes
Removable tools or lanyard keeper
Anilla de enganche extraíble para herramientas o elementos de amarre
Anello di attacco amovibile per attrezzi o cordini
Abnehmbare Halteösen für Werkzeuge oder Verbindungsmittel

Kg 0.015 KG

NEW

FA 10 904 01

SET OF 2 PCS.

4



Porte-connecteur pour bretelles de harnais
Karabiner holder for harness shoulder straps
Portaconectores para los tirantes de arneses
Porta connettori per bretelle delle imbracature
Abnehmbare Halteösen für Werkzeuge oder Verbindungsmittel

Kg 0.017 KG

HOW TO PUT ON AND ADJUST

a harness

a harness with work positioning belt

a suspension harness

HARNESSES SIZE CHART

3 Sizes Harnesses			
Size	A	B	C
S-M	75-100	50-70	150-175*
M-L	75-120	50-80	165-190*
L-XXL	75-140	50-90	180-205*

2 Sizes Harnesses			
Size	A	B	C
S-L	75-120	50-95	150-190*
L-XXL	75-140	50-105	180-205*

Universal Size Harnesses			
Size	A	B	C
Universal		one size fits most	

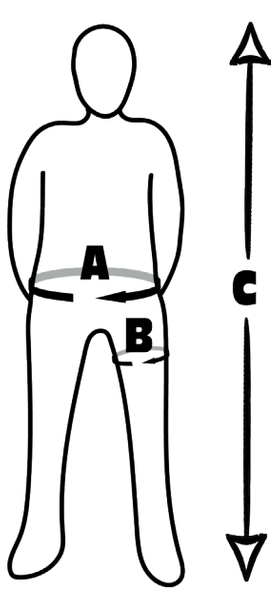

* Valeurs données à titre indicatif seulement, peut s'adapter à des statures légèrement plus petites ou plus grandes. Toutes les valeurs sont exprimées en cm.

* Values given as an indication only. May fit slightly smaller or taller heights. All values expressed in cms.

* Valores dados a título indicativo. Pueden ajustarse a alturas menores o mayores. Todos los valores se expresan en cm.

* I valori sono solo indicativi e possono essere adattati a stature leggermente inferiori o superiori. Tutti i valori sono espressi in cm.

* Werte dienen nur zur Orientierung, kann an etwas kleinere oder größere Staturen angepasst werden. Alle Werte sind in cm angegeben.

KRATOS SAFETY
SOLUTIONS FOR LIFE

GAMMES SPÉCIFIQUES
SPECIFIC LINES
GAMAS ESPECÍFICAS
GAMME SPECIFICHE
SPEZIFISCHE KATEGORIEN

FIRE

FREE blast

Vielec


FREE
REVOLTA
SERIES

REVOLTA SERIES

FA 10 113 00 - FA 10 113 01

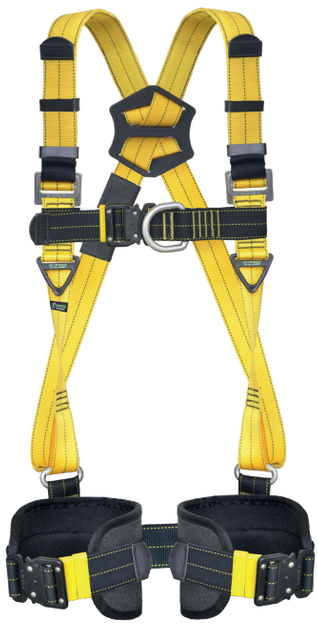

Harnais antichute 2 points d'accrochage
Full body harness 2 attachment points
Arnés anticaída 2 puntos de enganche
Imbracatura anticaduta con 2 punti di attacco
Auffanggurt mit 2 Verankerungspunkten

FA 10 214 00 - FA 10 214 01



Harnais antichute 2 points d'accrochage avec ceinture confort
Full body harness 2 attachment points with comfortable belt
Arnés anticaída 2 puntos de enganche con cinturón confort
Imbracatura anticaduta con 2 punti di attacco con cintura comfort
Zweipunktauffanggurt mit Komfort Haltegurt

REF.	FA 10 113 00 | FA 10 113 01	FA 10 214 00 | FA 10 214 01
Sizes	S-L | L-XXL	S-L | L-XXL
KG	MAX. 140 KG (PPE-R 11.132)	MAX. 140 KG (PPE-R 11.132)
CE UKCA	EN 361	EN 361, EN 358
Attachment	● ●	● ● ●
/	2 / 3	2 / 4
MAT.	ALU / ALU	ALU / ALU
MAT. 45 mm	PES + Treatment	PES + Treatment
SWL = 5KG / MAXI 5KG /	0 / 0 / 2	4 / 1 / 0
Kg	1.51 KG | 1.56 KG	2.30 KG | 2.40 KG

Traitement / Treatment / Tratamiento / Trattamento / Behandlung



Oléofuge Oil-repellent Oleófuga Olio repellente Ölabweisende	Hydrofuge Water-repellent Hidrófuga Impermeabile Wasserabweisende	Anti-poussière Dust-repellent Antisuciedad Antimacchia Staubabweisende

● Sternal ● Dorsal ● Lateral ● Ventral ● Rescue ● Restraint

REVOLTA SERIES

FA 30 309 20



FA 30 406 20



FA 40 907 20



REF.	FA 30 309 20	FA 30 406 20	FA 40 907 20
LG. (MIN. / MAX.)	1.5 m / 2.0 m	1.5 m / 2.0 m	1.4 m / 2.0 m
KG	140 KG	140 KG	---
CE UKCA	EN 355	EN 355	EN 358
MAT.	45 mm PES + Treatment	45 mm PES + Treatment	45 mm PES + Treatment
	---	---	---
MAT.	ALU	ALU	ALU
0.50mm	NO	NO	---
+		PPE-R 11.063	
Kg	0.99 KG	1.80 KG	0.68 KG

FA 10 212 00



ELASTIC



14 kV

FA 60 016 05





50 kV

(p. 139)

Harnais antichute diélectrique 2 points d'accrochage avec ceinture confort
Dielectric full body harness 2 attachment points with comfortable belt
Arnés anticaída dieléctrico 2 puntos de enganche con cinturón confort
Imbracatura anticaduta dielettrica con 2 punti di attacco con cintura comfort
Dielektrisches Auffanggurt mit 2 Verankerungspunkten mit Haltegurt

REF.	**FA 10 212 00**
Sizes	
KG	TU MAX. 140 KG (PPE-R 11.132)
CE UKCA	EN 361, EN 358
Attachment	● ● ●
/	6 / 0
MAT. /	P & STEEL
MAT. 45 mm	PES
SWL = 5KG / MAXI 5KG /	2 / 0 / 0
Kg	2.75 KG

● Sternal ● Dorsal ● Lateral ● Ventral ● Rescue ● Restraint

FA 30 308 20



14 kV

FA 30 405 15



REF.	FA 30 308 20	FA 30 405 15
LG. / KG	2.0 m / 100 KG	1.5 m / 100 KG
CE UKCA	EN 355	EN 355
MAT.	30 mm PES	30 mm PES
	45 mm	45 mm
MAT.	P & STEEL	P & STEEL
	NO	NO
+	MAX. DIELECTRIC RESISTANCE = 14 kV	MAX. DIELECTRIC RESISTANCE = 14 kV + PPE-R 11.063
Kg	1.35 KG	2.03 KG

FA 50 222 55



30 kV

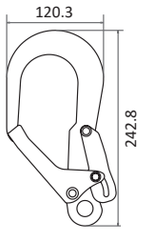

(p. 109)

FA 50 223 15



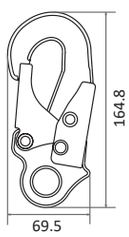

FA 60 008 04



30 kV

(p. 134)

FA 10 110 00



FA 10 211 00



AUTOMATIC
SAFET'EAR
BUCKLES

Harnais antichute non feu 2 points d'accrochage
Flame resistant full body harness 2 attachment points
Arnés anticaída ignífugo 2 puntos de enganche
Imbracatura anticaduta ignifuga con 2 punti di attacco
Antistatischer Auffanggurt mit 2 Verankerungspunkten

Harnais antichute non feu 2 points d'accrochage avec ceinture
Flame resistant full body harness 2 attachment points with belt
Arnés anticaída ignífugo 2 puntos de enganche con cinturón
Imbracatura anticaduta ignifuga con 2 punti di attacco e cintura
Antistatischer Auffanggurt mit 2 Verankerungspunkten und Haltegurt

REF.	FA 10 110 00	FA 10 211 00
Sizes / KG	TU MAX. 140 KG (PPE-R 11.132)	TU MAX. 140 KG (PPE-R 11.132)
CE UKCA	EN 361, ISO 9150, ISO 15025	EN 361, EN 358, ISO 9150, ISO 15025
Attachment	● ●	● ● ●
/	2 / 3	2 / 4
MAT. D /	STEEL	STEEL
MAT. : 45 mm	ARAMID	ARAMID
SWL = 5KG / MAXI 5KG /	0 / 0 / 0	3 / 0 / 0
Kg	1.79 KG	2.55 KG

● Sternal ● Dorsal ● Lateral ● Ventral ● Rescue ● Restraint

FA 30 305 10
FA 30 305 15
FA 30 305 20





FA 30 402 10
FA 30 402 15



REF.	FA 30 305 10	FA 30 305 15	FA 30 305 20	FA 30 402 10	FA 30 402 15
LG. / KG	1.0 m	1.5 m	2.0 m	1.0 m	1.5 m
	100 KG			100 KG	
CE UKCA	EN 355, ISO 9150, ISO 15025			EN 355, ISO 9150, ISO 15025	
MAT.	45 mm ARAMID			45 mm ARAMID	
	45 mm			45 mm	
MAT.	STEEL			STEEL	
	NO			NO	
+	---			PPE-R 11.063	
Kg	1.1 KG	1.15 KG	1.19 KG	1.6 KG	1.87 KG

FA 40 400 15



FA 40 905 20



FA 60 017 15



REF.	FA 40 400 15	FA 40 905 20	FA 60 017 15
LG.	1.5 m	1.2 m / 2.0 m	1.5 m
CE UKCA	EN 354, ISO 9150, ISO 15025	EN 358, ISO 9150, ISO 15025	EN 795 Type B, ISO 9150, ISO 15025
MAT.	45 mm ARAMID	35 mm ARAMID	45 mm ARAMID
MAT.	STEEL	STEEL	STEEL
R (kN)	22 kN	15 kN	18 kN
Kg	1.48 KG	0.57 KG	0.38 KG

FA 10 109 00 - FA 10 109 01

FREE blast

ZONE 1



REF.	FA 10 109 00 | FA 10 109 01
Sizes / KG	S-L | L-XXL MAX. 140 KG (PPE-R 11.132)
CE UKCA	EN 361
Attachment	● ●
/	5 / 0
MAT.	ALU / INOX
MAT. 45 mm	PES
SWL = 5KG / MAXI 5KG /	0 / 0 / 0
+	Zone 1, EN 1149-1, ISO 80079-36, ISO 80079-37
Kg	1.23 KG | 1.27 KG

Harnais antichute antistatique 2 points d'accrochage
Antistatic full body harness 2 attachment points
Arnés anticaída antiestático 2 puntos de enganche
Imbracatura anticaduta antistatica con 2 punti di attacco
Antistatischer Auffanggurt mit 2 Verankerungspunkten

FA 30 306 20



FA 30 403 15



FA 60 004 15A



REF.	FA 30 306 20	FA 30 403 15	FA 60 004 15A
LG. / KG	2.0 m 100 KG	1.5 m 100 KG	1.5 m 1
CE UKCA	EN 355	EN 355	EN 795 Type B
MAT.	45 mm PES	45 mm PES	45 mm PES / ALU
	45 mm	45 mm	---
MAT.	ALU	ALU	---
	NO	NO	---
R(kN) / MBS (kN)	---	---	18 kN / 30 kN
+	Zone 1, EN 1149-1, ISO 80079-36, ISO 80079-37	Zone 1, EN 1149-1, ISO 80079-36, ISO 80079-37, PPE-R 11.063	Zone 1, EN 1149-1, ISO 80079-36, ISO 80079-37
Kg	0.94 KG	1.49 KG	0.31 KG

● Sternal ● Dorsal ● Lateral ● Ventral ● Rescue ● Restraint

ZONE 1

1



2



3



4



5



6



7



8



1	FA 20 402 03B-07B FA 20 402 10B/S FA 20 402 15/B-20/S FA 20 402 30/S	p. 56 p. 57 p. 57/59 p. 59
2	FA 20 400 25-30/S	p. 63
3	FA 20 600 06-10-15-20	p. 62
4	FA 20 401 10/S-20/S-30/S	p. 52
5	FA 20 410 10-20-30	p. 51
6	KS 7000	p. 77
7	KS 8000	p. 80
8	KS 9000	p. 81

FREE blast

ZONE 1

9



10



11



12



13



14



ZONE 1

15





16



17







9	FA 50 103 22	p. 104
10	FA 60 033 18	p. 147
11	FA 60 003 20-30	p. 126
12	FA 60 001 00, FA 60 002 00 FA 60 101 00, FA 60 102 00	p. 120 p. 121
13	FA 60 022 00-01-02	p. 124
14	FA 60 103 00	p. 122
15	LA 10 X00 XX, LA 10 1000 11-16	p. 186, 187
16	KS 4000	p. 150
17	FA 60 008 00-01-03	p. 134

KRATOS SAFETY
SOLUTIONS FOR LIFE

ANTICHUTES À RAPPEL AUTOMATIQUE
RETRACTABLE FALL ARRESTERS
ANTICAÍDAS RETRÁCTILES
ANTICADUTA RETTRATILI
ABSTURZSICHERUNG MIT AUTOMATISCHEM RÜCKZUG






KRATOS
SAFETY
SOLUTIONS FOR LIFE
KRONOS
PRODUCT REF. NO. : FA 20 403 10
XXXXXXX LENGTH : XX MTS.
BATCH NO. : XXXXXXXX
SERIAL NO. : XXXX-XXXX
MFG. DT. : MM/YYYY

1



Anse de portage
Carrying handle
Asa de transporte
Maniglia per il trasporto
Tragegriff

2



Fenêtre d'accès au mécanisme intérieur, pour vérification sans ouverture complète du boîtier
Access window to the internal mechanism, for verification without complete opening of the housing
Ventana de acceso al mecanismo interno, para verificación sin apertura completa de la caja
Finestra di accesso al meccanismo interno, per verifica senza bisogno di aprire tutto il corpo del dispositivo
Zugangsfenster zum internen Mechanismus zur Sichtkontrolle ohne vollständiges Öffnen des Gehäuses

3



Brosse de balayage du câble*
Wire rope-cleaning brush*
Cepillo de barrido del cable*
Spazzola per pulire il cavo*
Bürste zum Reinigen des Drahtseils*

4



Cordelette permettant d'accompagner le ré-enroulement du câble / de la sangle (fournie avec les antichutes à rappel automatiques de + de 6 m)
Cord for guiding the winding back of the wire rope/webbing (supplied with retractable fall arresters over 6 m)
Cordel que permite acompañar el enrollamiento del cable/de la cinta (suministrado con anticaídas retráctiles de más de 6 m)
Cordicella per accompagnare il riavvolgimento della corda/della cinghia (fornito con il prodotto, da 6 m)
Kordel, mit der das Aufrollen bzw. -wickeln des Drahtseils/des Polyesterseils begleitet wird (mit dem Produkt geliefert,von 6 m)



5



Helixon

Sans absorbeur d'énergie - pour utilisation verticale seulement - 140 KG max.
Versions disponibles: câble acier, câble inox et sangle

Without energy absorber - for vertical use only - 140 KG maxi.
Available versions: steel wire rope, stainless steel wire rope, webbing

Sin absorbedor de energía - sólo por uso vertical - 140 KG máx.
Versiones disponibles: cable de acero, cable de acero inoxidable, cinta

Senza assorbitore di energia - solo per uso verticale - max 140 KG.
Versioni disponibili: fune d'acciaio, fune d'acciaio inossidabile, cinghie

Ohne Energieabsorber - nur für den vertikalen Einsatz - 140 KG maxi. Verfügbare Versionen: Stahldrahtseil, Edelstahldrahtseil, Gurtband

Helixon-S

Avec absorbeur d'énergie - pour utilisation verticale et horizontale - 140 KG max.
Versions disponibles: câble acier, sangle

With energy absorber - for vertical and horizontal use - 140 KG maxi.
Available versions: steel wire rope, webbing

Con absorbedor de energía - por uso vertical y horizontal - 140 KG máx.
Versiones disponibles: cable de acero, cinta

Con assorbitore di energia - per uso verticale e orizzontale - max 140 KG.
Versioni disponibili: fune d'acciaio, cinghie

Mit Energieabsorber - für vertikalen und horizontalen Gebrauch - 140 KG maxi.
Verfügbare Versionen: Stahldrahtseil, Gurtband

i-beSafe system p. 84

OPTION





FA 20 903 00 / FA 20 903 01 / FA 20 903 02 (p. 65)

*: seulement sur enrouleurs câble acier et inox
(sauf FA 20 402 03, FA 20 402 03B, FA 20 401 XX)

*: only on galvanized wire rope and stainless steel wire rope blocks
(except FA 20 402 03, FA 20 402 03B, FA 20 401 XX)

*: sólo en retráctiles con cable de acero galvanizado o de acero inoxidable
(excepto FA 20 402 03, FA 20 402 03B, FA 20 401 XX)

*: solo su dispositivi anticaduta retrattili in cavo di acciaio zincato o di acciaio inossidabile
(tranne FA 20 402 03, FA 20 402 03B, FA 20 401 XX)

*: nur an verzinkten Stahldrahtseil und Edelstahl-Drahtseil Höhensicherungsgerät
(außer FA 20 402 03, FA 20 402 03B, FA 20 401 XX)

KRONOS

FA 20 403 10B



SLOW RETRACTION CABLE

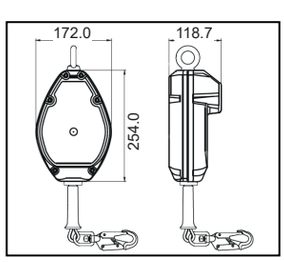

REF.	**FA 20 403 10B**
LG. / **KG**	10.0 m / 140 KG
CE UKCA	EN 360
MAT.	PA / STEEL Ø4.5 mm
	ALU QUARTER
360°	x2
R (kN)	12 kN
0.50mm	NO
+	Slow retraction cable = protection of internal mechanism
Kg	5.23 KG



FA 20 410 10



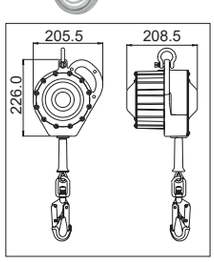

FA 20 410 20



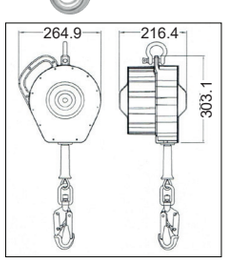

FA 20 410 30

COMING SOON
PROCHAINEMENT



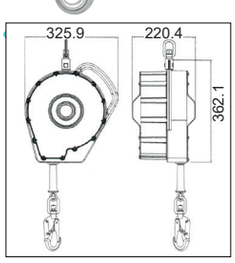

REF.	FA 20 410 10	FA 20 410 20	FA 20 410 30
LG. / KG	10.0 m / 140 KG	20.0 m / 140 KG	30.0 m / 140 KG
CE UKCA	EN 360	EN 360	EN 360
MAT.	SNOX & PA / SNOX Ø4.5 mm	SNOX & PA / SNOX Ø4.5 mm	SNOX & PA / SNOX Ø4.5 mm
	SNOX QUARTER / DOUBLE ACTION	SNOX QUARTER / DOUBLE ACTION	SNOX QUARTER / DOUBLE ACTION
360°	x1	x1	x1
R (kN)	12 kN	12 kN	12 kN
0.50mm	NO	NO	NO
+	IP68 / Ex Zone 1	IP68 / Ex Zone 1	IP68 / Ex Zone 1
kg	7.36 KG	11.83 KG	20.17 KG

ZONE 1

KALYPSO

FA 20 401 10
FA 20 401 10S INOX



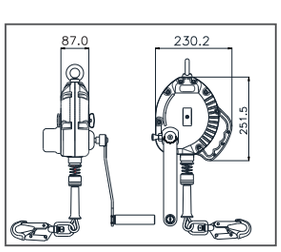

FA 20 401 20
FA 20 401 20S INOX



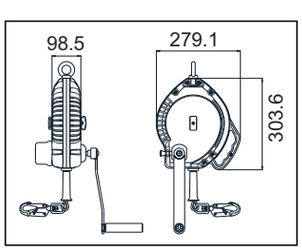

FA 20 401 30
FA 20 401 30S INOX



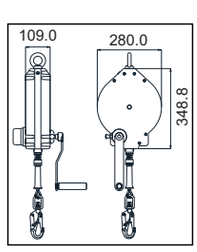

REF.	FA 20 401 10 / FA 20 401 10S	FA 20 401 20 / FA 20 401 20S	FA 20 401 30 / FA 20 401 30S
LG.	10.0 m	20.0 m	30.0 m
KG	140 KG	140 KG	140 KG
CE UKCA	EN 360, EN 1496 Class B	EN 360, EN 1496 Class B	EN 360, EN 1496 Class B
MAT.	PA / STEEL Ø4.5 mm | PA / INOX Ø4.5 mm	PA / STEEL Ø4.5 mm | PA / INOX Ø4.5 mm	PA / STEEL Ø4.5 mm | PA / INOX Ø4.5 mm
	STEEL QUARTER / DOUBLE ACTION | STEEL/INOX QUARTER / DOUBLE ACTION	STEEL QUARTER / DOUBLE ACTION | STEEL/INOX QUARTER / DOUBLE ACTION	STEEL QUARTER / DOUBLE ACTION | STEEL/INOX QUARTER / DOUBLE ACTION
360°	x2	x2	x2
R (kN)	12 kN	12 kN	12 kN
0.50mm	NO	NO	NO
+	Zone 1	Zone 1	Zone 1
kg	7.40 KG	9.20 KG	14.80 KG

LONY

FA 20 401 20R





FA 20 400 20R



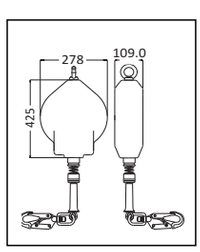

REF.	FA 20 401 20R	FA 20 400 20R
LG. / KG	18.0 m / 140 KG	18.0 m / 140 KG
CE UKCA	EN 360, EN 1496 Class B	EN 360
MAT.	PA / Synthetic Ø 6.0 mm	PA / Synthetic Ø 6.0 mm
	STEEL QUARTER / DOUBLE ACTION	STEEL QUARTER / DOUBLE ACTION
360°	x2	x2
R (kN)	15 kN	15 kN
0.50mm	NO	NO
+	---	---
kg	10.61 KG	8.10 KG

SPILO-S

FA 20 505 02

COMING SOON
PROCHAINEMENT



INTEGRATED ENERGY ABSORBER





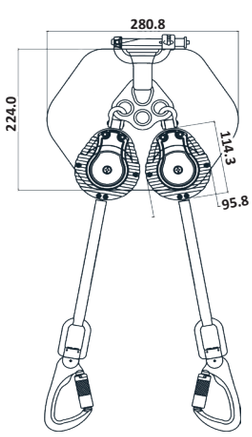

FA 20 505 02A

COMING SOON
PROCHAINEMENT



REF.	FA 20 505 02	FA 20 505 02A
LG. / KG	2.35 m / 140 KG	2.35 m / 140 KG
CE UKCA	EN 360	EN 360
MAT.	PA / Aramid 21 mm	PA / Aramid 21 mm
	STEEL / ALU DOUBLE ACTION / QUARTER	STEEL / ALU DOUBLE ACTION
360°	2x2	2x2
R (kN)	15 kN	15 kN
0,50mm	YES	YES
+	PPE-R 11.060, PPE-R 11.124	PPE-R 11.060, PPE-R 11.124
Kg	2.90 KG	3.88 KG

Olympe-S

FA 20 503 01





Mobile Elevating Work Platform

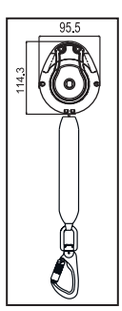



REF.	FA 20 503 01
LG. / KG	1.75 m / 140 KG
CE UKCA	EN 360
MAT.	PA / Aramid 21 mm
	STEEL / ALU QUARTER
360°	x2
R (kN)	15 kN
	YES (R>0,5 mm) / YES - x2 (R>0,5 mm)
+	PPE-R 11.060, DIN 19427
Kg	0.77 KG

Helixon-S

FA 20 402 03



Helixon

FA 20 402 03B



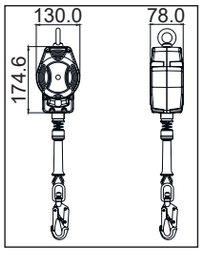

Helixon-S

FA 20 402 07



Helixon

FA 20 402 07B



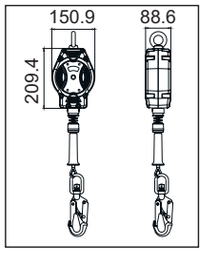

REF.	FA 20 402 03	FA 20 402 03B	FA 20 402 07	FA 20 402 07B
LG.	3.5 m		7.0 m	
KG	140 KG		140 KG	
CE UKCA	EN 360		EN 360	
MAT.	PA / STEEL Ø4.8 mm	PA / STEEL Ø4.5 mm	PA / STEEL Ø4.8 mm	PA / STEEL Ø4.5 mm
	STEEL QUARTER / DOUBLE ACTION		STEEL QUARTER / DOUBLE ACTION	
360°	x2		x2	
R (kN)	12 kN		12 kN	
0.50mm	YES	NO	YES	NO
+	PPE-R 11.060	Ex Zone 1 EN 360 §4.6 (endurance test)	PPE-R 11.060	Ex Zone 1 EN 360 §4.6 (endurance test)
Kg	2.95 KG	2.68 KG	4.08 KG	3.70 KG

Helixon-S | Helixon | Helixon-S | Helixon

FA 20 402 10



FA 20 402 10B
FA 20 402 10S INOX



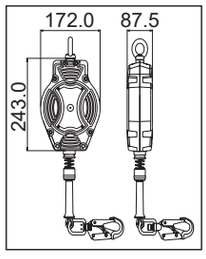

FA 20 402 15



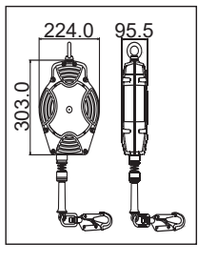

FA 20 402 15B



REF.	FA 20 402 10	FA 20 402 10B	FA 20 402 10S	FA 20 402 15	FA 20 402 15B
LG.	10.0 m			15.0 m	
KG	140 KG			140 KG	
CE UKCA	EN 360			EN 360	
MAT.	PA / STEEL Ø4.8 mm	PA / STEEL Ø4.5 mm	PA / INOX Ø4.5 mm	PA / STEEL Ø4.8 mm	PA / STEEL Ø4.5 mm
	STEEL QUARTER / DOUBLE ACTION	STEEL QUARTER / DOUBLE ACTION	STEEL / INOX QUARTER / DOUBLE ACTION	STEEL QUARTER / DOUBLE ACTION	
360°	x2			x2	
R (kN)	12 kN			12 kN	
0.50mm	YES	NO	NO	YES	NO
+	PPE-R 11.060	Ex Zone 1 EN 360 §4.6 (endurance test)	Ex Zone 1 EN 360 §4.6 (endurance test)	PPE-R 11.060	Ex Zone 1 EN 360 §4.6 (endurance test)
Kg	4.82 KG	4.50 KG	4.50 KG	8.01 KG	7.49 KG

Helixon-S EXO

FA 20 402 10EXO

NEW









EXO

NEW

FA 20 EXO 07
FA 20 EXO 10
FA 20 EXO 15

COMING SOON PROCHAINEMENT

COMING SOON PROCHAINEMENT





REF.	FA 20 402 10EXO	FA 20 EXO 07	FA 20 EXO 10	FA 20 EXO 15
LG. / KG	10.0 m / 140 KG	---		
CE UKCA	EN 360	---		
MAT.	PA / STEEL Ø4.8 mm	PA / ---		
	STEEL QUARTER / DOUBLE ACTION	---		
360°	x2	---		
R (kN)	12 kN	---		
0,50mm	YES	---		
+	PPE-R 11.060, integrated exoskeleton (FA 20 EXO 10)	FA 20 402 07/B FA 20 504 06/B	FA 20 402 10/B/S	FA 20 402 15/B FA 20 402 20 FA 20 504 12
Kg	4.98 KG	0.38 KG	0.53 KG	0.71 KG

Helixon

FA 20 402 20
FA 20 402 20S INOX



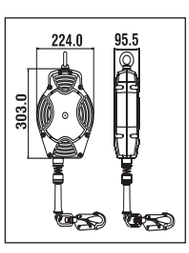

COMING SOON
PROCHAINEMENT

FA 20 402 30
FA 20 402 30S INOX



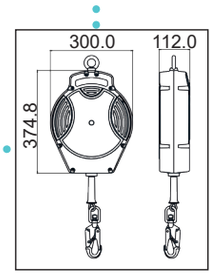

REF.	FA 20 402 20	FA 20 402 20S	FA 20 402 30	FA 20 402 30S
LG. / KG	20.0 m / 140 KG		30.0 m / 140 KG	
CE UKCA	EN 360		EN 360	
MAT.	PA / STEEL Ø4.5 mm	PA / INOX Ø4.5 mm	PA / STEEL Ø4.5 mm	PA / INOX Ø4.5 mm
	STEEL QUARTER / DOUBLE ACTION	STEEL / INOX QUARTER / DOUBLE ACTION	STEEL QUARTER / DOUBLE ACTION	STEEL / INOX QUARTER / DOUBLE ACTION
360°	x2	x2	x2	x2
R (kN)	12 kN	12 kN	12 kN	12 kN
0.50mm	NO	NO	NO	NO
+	Ex Zone 1 EN 360 §4.6 (endurance test)	Ex Zone 1 EN 360 §4.6 (endurance test)	Ex Zone 1 EN 360 §4.6 (endurance test)	Ex Zone 1 EN 360 §4.6 (endurance test)
kg	7.70 KG	7.70 KG	13.30 KG	13.30 KG

Helixon-S	Helixon	Helixon-S	Helixon	Helixon-S
FA 20 504 03	**FA 20 504 03B**	**FA 20 504 06**	**FA 20 504 06B**	**FA 20 504 12**







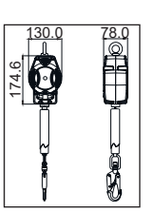

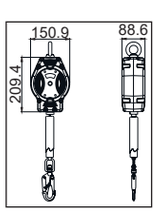

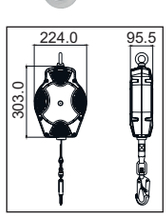

REF.	FA 20 504 03	FA 20 504 03B	FA 20 504 06	FA 20 504 06B	FA 20 504 12
LG. / KG	3.5 m / 140 KG		6.0 m / 140 KG		12.0 m / 140 KG
CE UKCA	EN 360		EN 360		EN 360
MAT.	PA / PES 25 mm		PA / PES 25 mm		PA / PES 25 mm
	STEEL QUARTER / DOUBLE ACTION		STEEL QUARTER / DOUBLE ACTION		STEEL QUARTER / DOUBLE ACTION
360°	x2		x2		x2
R (kN)	15 kN		15 kN		15 kN
0.50mm	YES	NO	YES	NO	YES
+	PPE-R 11.060	EN 360 §4.6 (endurance test)	PPE-R 11.060	EN 360 §4.6 (endurance test)	PPE-R 11.060
Kg	2.31 KG	2.13 KG	3.21 KG	3.06 KG	6.84 KG

Olympe-S2

FA 20 502 02









FACTOR 2



FA 20 503 02



Olympe-S

FA 20 506 02



FA 20 502 00A







REF.	FA 20 502 02 / FA 20 503 02	FA 20 506 02	FA 20 502 00A
LG.	2.0 m	2.0 m	---
KG	140 KG	140 KG	---
CE UKCA	EN 360	EN 360	---
MAT.	PA / Aramid 21 mm	PA / Aramid 21 mm	---
	ALU QUARTER / ALU QUARTER / DOUBLE ACTION	ALU DOUBLE ACTION / QUARTER	STEEL DOUBLE ACTION
360°	x2 | x1	x2	---
R (kN)	15 kN	15 kN	23 kN
0.50mm	YES	YES	---
+	PPE-R 11.060, FACTOR 2 - 100 KG	PPE-R 11.060	FA 20 502 02, FA 20 503 02
kg	0.77 KG | 1.25 KG	1.35 KG	0.15 KG

Olympe

FA 20 600 06
FA 20 600 10



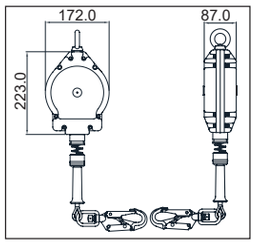

FA 20 600 15
FA 20 600 20



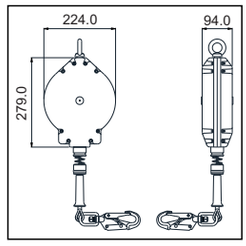

REF.	FA 20 600 06 | FA 20 600 10	FA 20 600 15 | FA 20 600 20
LG. / KG	6.0 m | 10.0 m — 140 KG	15.0 m | 20.0 m — 140 KG
CE UKCA	EN 360	EN 360
MAT.	ALU / STEEL Ø4.5 mm	ALU / STEEL Ø4.5 mm
	STEEL SCREW / DOUBLE ACTION	STEEL SCREW / DOUBLE ACTION
360°	x2	x2
R (kN)	12 kN	12 kN
0.50mm	NO	NO
+	Ex Zone 1	Ex Zone 1
Kg	4.57 KG | 4.95 KG	8.18 KG | 8.58 KG

Olympe

FA 20 400 25
FA 20 400 30
FA 20 400 30S



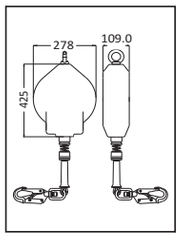

FA 20 500 02



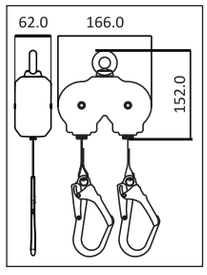

REF.	FA 20 400 25	FA 20 400 30	FA 20 400 30S	FA 20 500 02
LG.	25.0 m	30.0 m		2.0 m
KG	140 KG			100 KG
CE UKCA	EN 360			EN 360
MAT.	PA / STEEL Ø4.5 mm		PA / INOX Ø4.5 mm	ALU / PES 25 mm
	STEEL SCREW / DOUBLE ACTION		STEEL / INOX SCREW / DOUBLE ACTION	STEEL SCREW / DOUBLE ACTION
360°	x2			x1
R (kN)	12 kN			15 kN
0.50mm	NO			NO
+	Zone 1			---
kg	12.50 KG	13.25 KG	13.25 KG	2.80 KG

VORAS

VORAS F2

FA 20 300 02	FA 20 301 02	FA 20 303 02	FA 20 302 02
			

FACTOR 2



REF.	FA 20 300 02	FA 20 301 02	FA 20 303 02	FA 20 302 02
LG. / KG	2.5 m / 140 KG	2.5 m / 140 KG	2.5 m / 140 KG	2.0 m / 140 KG
CE UKCA	EN 360	EN 360	EN 360	EN 360 PPE-R 11.085
MAT.	PVC / PA & PES 50 mm	PVC / PA & PES 50 mm	PVC / PA & PES 50 mm	PVC / PA & PES 50 mm
	STEEL SCREW	STEEL DOUBLE ACTION	STEEL DOUBLE ACTION	STEEL DOUBLE ACTION
360°	x1	x1	x1	x1
R (kN)	15 kN	15 kN	15 kN	15 kN
0.50mm	NO	NO	NO	NO
+	---	---	---	FACTOR 2 - 100 KG
Kg	1.15 KG	1.20 KG	1.70 KG	1.35 KG

FA 20 903 00
FA 20 903 01
FA 20 903 02



Déperlant
Water Repellent
Repele el agua
Deperlante
Wasserabweisend

Housse de protection
Protective cover
Funda de protección
Custodia protettiva
Schutzhülle

			
	FA 20 903 00	**FA 20 903 01**	**FA 20 903 02**
Olympe	FA 20 600 06/10	FA 20 600 15/20	
Helixon	FA 20 402 07* FA 20 504 06*	FA 20 402 10*	FA 20 402 15* FA 20 402 20* FA 20 504 12*

*** Quelle que soit la variante**
Whatever the variant
Cualquiera que sea la variante
Qualunque sia la variante
Worche Variante auch immer

REF.	FA 20 903 00	FA 20 903 01	FA 20 903 02
kg	0.13 KG	0.15 KG	0.17 KG

FA 20 904 06
FA 20 904 07
FA 20 904 10
FA 20 904 12
FA 20 904 15
FA 20 904 20
FA 20 904 25
FA 20 904 30





REF.	LENGTH
FA 20 904 06	6 m
FA 20 904 07	7 m
FA 20 904 10	10 m
FA 20 904 12	12 m
FA 20 904 15	15 m
FA 20 904 20	20 m
FA 20 904 25	25 m
FA 20 904 30	30 m

TYROLL

FA 20 800 00



FA 20 800 01



FA 70 016 00

+



FA 20 800 02

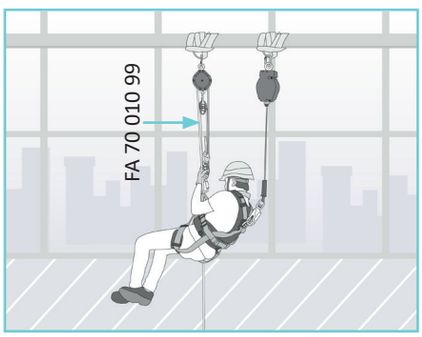



Corde FA 70 010 99 vendue séparément (p. 157)
Rope FA 70 010 99 sold separately (p. 157)
Cuerda FA 70 010 99 vendida aparte (p. 157)
Corda FA 70 010 99 venduta separatamente (p. 157)
Seil FA 70 010 99 ist separat erhältlich (p. 157)

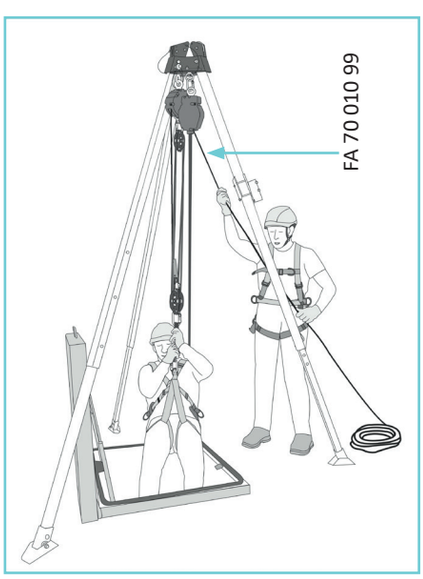

REF.	FA 20 800 00	FA 20 800 01
KG	100 KG	---
CE UKCA	EN 360	---
MAT.	P & STEEL	ALU / STEEL
		FA 70 016 00 / FA 20 800 02
360°	x1	x1
R (kN)	13 kN	---
0,50mm	NO	---
+	---	---
Kg	1.05 KG	1.22 KG

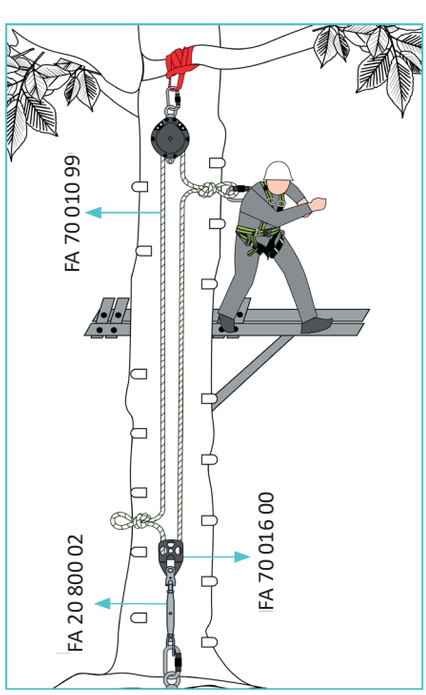

Antichutes coulissants
Guided type fall arresters
Anticaídas deslizantes
Anticaduta scorrevoli
Mitlaufende Absturzsicherung







BLOCKER EVO

FA 20 103 00D

NEW





EN 12841 +



FA 70 011 99 (p.157)

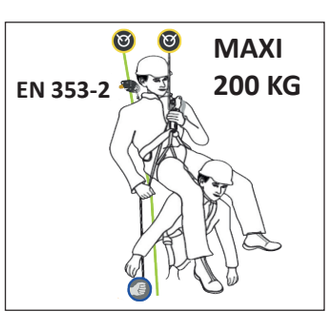

FA 20 103 10
FA 20 103 15
FA 20 103 20
FA 20 103 30
FA 20 103 40
FA 20 103 50



REF.	FA 20 103 00D	FA 20 103 XX
LG.	---	10 m | 15 m | 20 m | 30 m | 40 m | 50 m
KG	140 KG	---
CE UKCA	EN 353-2	EN 353-2
MAT.	ALU	PA 11 mm
	YES	---
	ALU QUARTER	---
R (kN)	15 kN	15 kN
+	EN 353-2: 200 Kg in rescue only EN 12841 Type A	---
Kg	0.35 KG	10 m : 1.50 KG 15 m : 1.75 KG 20 m : 2.55 KG 30 m : 3.60 KG 40 m : 4.65 KG 50 m : 5.70 KG

FA 20 113 30
FA 20 113 50



1. FA 20 103 00D	EN 353-2, EN 12841 A
2. FA 20 103 30 (30 m) / FA 20 103 50 (50 m)	EN 353-2
3. FA 50 301 23 (x3)	EN 362
4. FA 60 005 15 (x2)	EN 795 Type B
5. FA 60 029 05	EN 795 Type B
6. FA 70 021 00	EN 341 2A, EN 12841 C
7. FA 90 105 00	---





REF.	FA 20 113 30 | FA 20 113 50
LG.	30 m | 50 m
KG	140 KG
CE UKCA	EN 353-2, EN 341, EN 12841, EN 362, EN 795
kg	6.68 KG | 8.78 KG

FALL ARREST
2-IN-1 KIT
RESCUE

NiRO-S

NEW

FA 20 102 10A
FA 20 102 15A
FA 20 102 20A
FA 20 102 30A
FA 20 102 40A
FA 20 102 50A



LOREL-A

FA 20 103 10C
FA 20 103 20C



REMOVABLE



FA 20 103 00ABS

EN 353-2	100 kg	✓	✓
EN 353-2	140 kg	✗	✓
EN 358	140 kg	✓	✗

REF.	FA 20 102 XXA	FA 20 103 10C | FA 20 103 20C
LG. / KG	10 m | 15 m | 20 m | 30 m | 40 m | 50 m 140 KG	10 m | 20 m 140 KG
CE UKCA	EN 353-2	EN 353-2, EN 358
MAT.	INOX / PES 12 mm	ALU / PA 11 mm
	NO	NO
	STEEL QUARTER	STEEL QUARTER
R (kN)	15 kN	15 kN
+	PPE-R 11.075	---
Kg	10 m : 1.88 KG 15 m : 2.68 KG 20 m : 3.03 KG 30 m : 4.03 KG 40 m : 4.83 KG 50 m : 5.78 KG	2.10 KG | 3.15 KG

BLOCKER

FA 20 103 00A





EN 12841 +



FA 70 011 99 (p. 157)

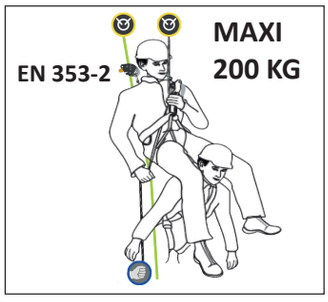

FA 20 103 10
FA 20 103 15
FA 20 103 20
FA 20 103 30
FA 20 103 40
FA 20 103 50



LOREL

FA 20 103 00B





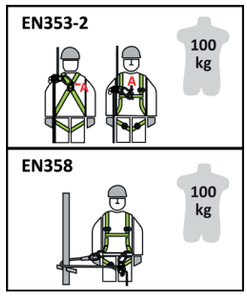

REF.	FA 20 103 00A	FA 20 103 XX	FA 20 103 00B
LG. / KG	--- / 140 KG	10m | 20m | 30m | 40m | 50m / ---	--- / 100 KG
CE UKCA	EN 353-2	EN 353-2, EN 358	EN 353-2, EN 358
MAT.	ALU	PA 11 mm	ALU
	YES	---	NO
	STEEL QUARTER	---	STEEL QUARTER
R (kN)	15 kN	15 kN	15 kN
+	EN 353-2: 200 KG in rescue only EN 12841 Type A	---	---
Kg	0.35 KG	10m : 1.50 KG 20m : 2.55 KG 30m : 3.60 KG 40m : 4.65 KG 50m : 5.70 KG	0.34 KG

Olly

FA 20 104 00





FA 20 104 10
FA 20 104 20
FA 20 104 30
FA 20 104 40
FA 20 104 50



NiRO

FA 20 102 10
FA 20 102 15
FA 20 102 20



REF.	FA 20 104 00	FA 20 104 XX	FA 20 102 XX
LG.	---	10 m | 20 m | 30 m | 40 m | 50 m	10 m | 15 m | 20 m
KG	140 KG	---	140 KG
CE UKCA	EN 353-2	EN 353-2	EN 353-2
MAT.	INOX	PES 12 mm	STEEL / PES 12 mm
	YES	---	NO
	STEEL SCREW	---	STEEL SCREW
R (kN)	15 kN	15 kN	15 kN
kg	0.66 KG	10 m : 1.71 KG 20 m : 2.76 KG 30 m : 3.81 KG 40 m : 4.86 KG 50 m : 5.91 KG	10 m : 1.65 KG 15 m : 2.45 KG 20 m : 2.80 KG

Lofty-A

FA 20 100 00B





FA 20 100 10
FA 20 100 20
FA 20 100 30
FA 20 100 40
FA 20 100 50



REF.	FA 20 100 00B	FA 20 100 XX
LG.	---	10m | 20m | 30m | 40m | 50m
KG	100 KG	---
CE UKCA	EN 353-2	EN 353-2
MAT.	STEEL	PA 14-16 mm
	YES	---
	STEEL SCREW	---
R (kN)	15 kN	15 kN
Kg	1.20 KG	10 m : 1.25 KG 20 m : 2.50 KG 30 m : 3.90 KG 40 m : 5.15 KG 50 m : 6.05 KG

FA 20 901 00





FA 90 004 00







FA 90 005 00





FA 90 006 00





REF.	FA 20 901 00	FA 90 004 00	FA 90 005 00	FA 90 006 00
LG.	---	55 cm	---	44 cm x 12.5 cm
MAT.	P & STEEL	PVC	INOX	ALU & INOX
Kg	0.59 KG	0.05 KG	0.57 KG	1.59 KG





KS 2001

REF.	KS 2001
KG	100 KG
CE UKCA	EN 353-2
MAT.	INOX
R (kN)	15 kN



REF. FA 20 200 00

R> 15 kN

MAT. INOX

Kg 0.90 KG



KS 6000

REF.	KS 6000
KG	100 KG
CE UKCA	EN 353-1
MAT.	INOX
R (kN)	15 kN



REF. FA 20 200 02

R> 15 kN

MAT. INOX

Kg 0.82 KG



KS 7000

REF.	KS 7000
KG	140 KG
CE UKCA	EN 353-1
MAT.	INOX
R (kN)	15 kN
+	Ex II2 G Exh IIC T6 Gb



REF. FA 20 200 01

R> 15 kN

MAT. INOX

Kg 0.60 KG

OR

NEW

REF.	KS 7000
KG KG	140 KG
CE UKCA	EN 353-1, PPE-R/11.119 (2 users)
MAT.	INOX
R (kN)	15 kN



REF. FA 20 200 02

R> 15 kN

MAT. INOX

Kg 0.82 KG



1 ANCRAGES / ANCHORAGES / ANCLAJES / ANCORAGGI / ANSCHLAGPUNKTE





REF.	FA 20 210 19
CE	EN795 Type A
	x1
MAT.	STEEL / SNOX
	5 x ⊔ Ø M12
R (kN)	12 kN
Kg	7.67 KG
Sys.	KS 2001 / KS 6000 / KS 7000

UNIVERSAL FA 20 201 00



SINGULAR FA 20 201 01



REF.	FA 20 201 00 | FA 20 201 01
CE	EN 795 Type A
	x1
MAT.	SNOX 316
	2x M16 x 220 mm | 2x M12 x 220 mm
R (kN)	15 kN
Kg	3.26 KG | 1.25 KG
Sys.	KS 2001 / KS 6000 / KS 7000



REF.	FA 20 209 00
CE	EN 795 Type A
	x1
MAT.	SNOX 316
	2 x ⊔ Ø M12
R (kN)	15 kN
Kg	1.30 KG
Sys.	KS 2001 / KS 6000 / KS 7000

2 FIXATIONS BASSES / END ATTACHMENT POINTS / FIJACIÓNES BAJAS / FISSAGI INFERIORE / BEFESTIGUNG UNTEN

FA 20 201 01



REF.	FA 20 201 01
CE	EN 795 Type A
	x1
MAT.	SNOX 316
	2x M12x220 mm
R (kN)	15 kN
Kg	1.25 KG
Sys.	KS 6000 / KS 7000

FA 20 205 00



REF. FA 20 205 00 - FA 20 205 01

MAT. SNOX

Kg 1.05 KG | 0.80 KG

Sys. KS 6000 / KS 7000

FA 20 205 01



FA 20 203 00





REF. FA 20 204 00

MAT. STEEL

Kg 6.0 KG

Sys. KS 2001



REF.	FA 20 203 00
CE	---
	x1
MAT.	STEEL
	2 x ⊔ Ø 8mm
R (kN)	---
Kg	1.05 KG
Sys.	KS 2001

3 SUPPORT D'ASSURAGE / LIFELINE / LÍNEA DE ANCLAJE / SUPPORTO DI SICUREZZA / SEILSICHERUNG



REF.	FA 20 207 00
CE	---
	x1
MAT.	INOX 316

R (kN)	34 kN
Kg	0.39 KG
Sys.	KS 2001 / KS 4000 / KS 6000 / KS 7000



REF.	FA 20 200 99
CE	---
	x1
MAT.	INOX
	7x19 Ø 8 mm
R (kN)	R> 36 kN
Kg	0.28 KG/m
Sys.	KS 2001 / KS 4000 / KS 6000 / KS 7000



REF. FA 20 200 98
LG. 1 m
R> 36 kN
MAT. INOX
Ø 8 mm
Sys. KS 20001 / KS 6000 / KS 7000



REF. FA 20 200 97





REF. FA 20 206 00
R> 15 kN
MAT. INOX
1.23 KG
Sys. KS 7000

4 FIXATION INTERMÉDIAIRE / INTERMEDIATE ATTACHMENT / FIJACIÓN INTERMEDIARIA / FISSAGGIO INTERMEDIO / ZWISCHENBEFESTIGUNG



REF.	FA 20 202 00
CE	---
	x1
MAT.	INOX 316
	4xM12
Kg	0.49 KG
Sys.	KS 2001 / KS 6000 / KS 7000

MARQUAGE / MARKING / MARCADO / MARCATURA / MARKIERUNG



REF. FA 20 902 00



KS 8000

REF.	KS 8000
LG.	---
KG	100 KG
CE	EN 353-1
MAT.	ALU & STEEL & INOX
R (kN)	15 kN
+	Ex Zone 1



REF. FA 20 700 00

R> 15 kN

MAT. INOX

0.60 KG

FALL INDICATOR



KS 9000

REF.	KS 9000
LG.	---
KG	100 KG
CE	EN 353-1
MAT.	ALU & STEEL & INOX
R (kN)	15 kN
+	Zone 1



REF. FA 20 700 00

R> 15 kN

MAT. INOX

0.60 KG

FALL INDICATOR



1 EXTENSION HAUTE / TOP EXTENSION / EXTENSIÓN SUPERIOR ESTENSIONE SUPERIORE / ERWEITERUNG OBEN



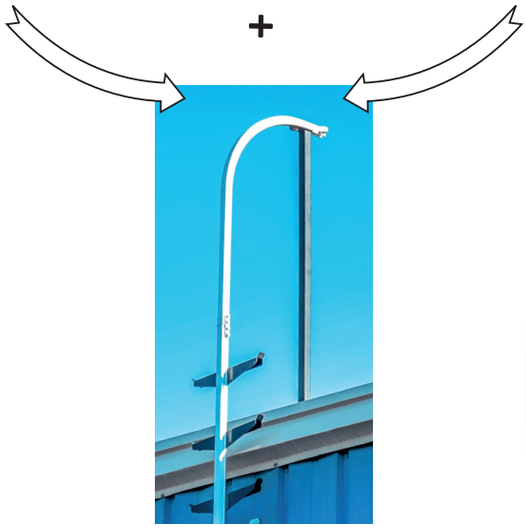



REF. FA 20 701 00

LG. 1.5 m

MAT. ALU

2.90 KG

Sys. KS 8000 / KS 9000

REF. FA 20 701 01

LG. 1.5 m

MAT. STEEL

10.45 KG

Sys. KS 8000 / KS 9000

2 RAIL / RAIL / RAÍL / ROTAIA / ZWISCHENSCHIENE





REF. FA 20 702 01

LG. 3.0 m

MAT. ALU

4.0 KG

Sys. KS 5000 / KS 8000

REF. FA 20 702 00

LG. 3.0 m

MAT. ALU

4.0 KG

Sys. KS 9000

3 EXTRÉMITÉ BASSE / BOTTOM PART / EXTREMO INFERIOR / ESTREMITÀ INFERIORE / UNTERES ENDE





REF. FA 20 703 01

LG. 3.0 m

MAT. ALU

4.10 KG

Sys. KS 5000 / KS 8000

REF. FA 20 703 00

LG. 3.0 m

MAT. ALU

4.10 KG

Sys. KS 9000

4 ACCESSOIRES / ACCESSORIES / ACCESORIOS / ACCESSORI / ZUBEHÖR



REF. FA 20 704 00

MAT. ALU INOX

0.18 KG

Sys. KS 5000 / KS 8000 / KS 9000



REF.	FA 20 705 00
CE	---
	x1
MAT.	INOX

R (kN) / MBS (kN)	---
	0.20 KG
Sys.	KS 8000



REF. FA 20 707 00

MAT. STEEL

0.86 KG

Sys. KS 9000



REF. FA 20 708 00

MAT. INOX

0.08 KG

Sys. KS 5000 / KS 9000

5 FIXATIONS / CLAMPS / FIJACIÓNES / FISSAGGI / BEFESTIGUNGEN

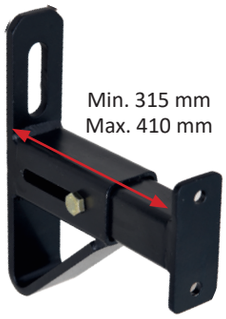

REF.	FA 20 706 01
CE	---
	x1
MAT.	STEEL
	M16
R (kN) / MBS (kN)	---
	5.48 KG
Sys.	KS 9000



REF.	FA 20 706 00
CE	---
	x1
MAT.	INOX
	M16
R (kN) / MBS (kN)	---
	1.16 KG
Sys.	KS 5000 / KS 9000

MARQUAGE / MARKING / MARCADO / MARCATURA / MARKIERUNG

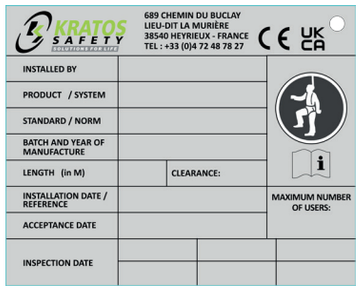

REF. FA 20 902 00

KRATOS SAFETY
SOLUTIONS FOR LIFE

Longes avec absorbeur d'énergie
Energy absorbing lanyards
Eslingas con absorbedor de energía
Cordini con assorbitori di energia
Verbindungsmittel mit Falldämpfer



Système i-beSafe :

Calculez simplement l'espace minimum requis sous votre zone de travail et votre tirant d'air.

Sistema i-beSafe :

Basta con calcular el espacio mínimo requerido bajo la zona de trabajo y la altura libre.

i-beSafe-System :

Berechnen Sie einfach den erforderlichen Mindestabstand unterhalb Ihres Arbeitsbereichs und Ihre Sturzhöhe.

i-beSafe System:

Calculate easily the minimum space under your work area and your clearance.

Sistema i-beSafe :

Calcolare semplicemente lo spazio minimo richiesto nell'area di lavoro e il tirante d'aria.

i-beSafe system


OK
INSPECT
IMPACT INDICATOR
KRATOS
SAFETY

gravity-s

FA 30 723 20



FA 30 820 15



FA 30 822 15



FA 30 823 15











REF.	FA 30 723 20	FA 30 820 15	FA 30 822 15	FA 30 823 15
LG. (MIN./MAX.)	1.5 m / 2.0 m	1.2 m / 1.5 m	1.2 m / 1.5 m	1.2 m / 1.5 m
KG	140 KG	140 KG	140 KG	140 KG
CE UKCA	EN 355	EN 355	EN 355	EN 355
MAT.	30 mm PES	30 mm PES	30 mm PES	30 mm PES
	45 mm	45 mm	45 mm	45 mm
	ALU QUARTER / DOUBLE ACTION	ALU QUARTER / DOUBLE ACTION	ALU QUARTER / DOUBLE ACTION	ALU QUARTER / DOUBLE ACTION
0.50mm	YES	YES	YES	YES
+	360° x1	PPE-R 11.063 360° x1	PPE-R 11.063 360° x2	PPE-R 11.063 360° x1 109 mm rebar hooks
Kg	1.14 KG	1.60 KG	1.87 KG	2.55 KG

gravity-s

FA 30 724 20

NEW



ADJUSTABLE

FA 30 824 20

NEW



TIE BACK

FA 30 900 20



INTERNAL SHOCK ABSORBER

FA 30 1000 20



REF.	FA 30 724 20	FA 30 824 20	FA 30 900 20	FA 30 1000 20
LG. (MIN./MAX.)	1.4 m / 2.0 m	1.5 m / 2.0 m	1.4 m / 2.0 m	1.4 m / 2.0 m
KG	140 KG	140 KG	140 KG	140 KG
CE UKCA	EN 355	EN 355	EN 355	EN 355
MAT.	30 mm PES	30 mm PES	45 mm PES	45 mm PES
	45 mm	45 mm	INTERNAL ABSORBER	INTERNAL ABSORBER
	ALU QUARTER / DOUBLE ACTION	ALU QUARTER / DOUBLE ACTION	ALU QUARTER / DOUBLE ACTION	ALU QUARTER / DOUBLE ACTION
0.50mm	YES	YES	YES	YES
+	360º x1	PPE-R 11.063 360º x1	PPE-R 11.063 360º x1	PPE-R 11.063 360º x1
Kg	1.30 KG	2.03 KG	1.01 KG	1.88 KG

CURIOSITY-S

FA 30 522 10
FA 30 522 12
FA 30 522 15
FA 30 522 20



FA 30 620 15



FA 30 621 15



ANTICUT ROPE

140 kg

0.50mm

ALU

REF.	FA 30 522 XX	FA 30 620 15	FA 30 621 15
LG. (MIN./ MAX.)	1.0 m | 1.2 m | 1.5 m | 2.0 m	1.5 m	1.5 m
KG	140 KG	140 KG	140 KG
CE UKCA	EN 355	EN 355	EN 355
MAT.	PA 11 mm	PA 11 mm	PA 11 mm
	45 mm	45 mm	45 mm
	ALU QUARTER / DOUBLE ACTION	ALU QUARTER / DOUBLE ACTION	ALU QUARTER / DOUBLE ACTION
0.50mm	YES	YES	YES
+	---	PPE-R 11.063	PPE-R 11.063, 109 mm rebar hooks
kg	1.01 KG | 1.03 KG | 1.06 KG | 1.10 KG	1.76 KG	2.52 KG

CURIOSITY

FA 30 514 20



FA 30 614 20



FA 30 000 45



ADJUSTABLE

140 kg

ALU

REF.	FA 30 514 20	FA 30 614 20	FA 30 000 45
LG. / KG	Min. 1.4 m Maxi. 2.0 m 140 KG	Min. 1.4 m Maxi. 2.0 m 140 KG	0.32 m / 1.50 m 140 KG
CE UKCA	EN 355	EN 355	EN 355
MAT.	PA 11 mm	PA 11 mm	45 mm PES
	45 mm	45 mm	45 mm
	ALU QUARTER / DOUBLE ACTION	ALU QUARTER / DOUBLE ACTION	---
0.50mm	NO	NO	---
+	---	PPE-R 11.063	---
Kg	1.21 KG	1.91 KG	0.35 KG

HOPE

FA 30 500 15
FA 30 500 20



FA 30 600 13



FA 30 502 15
FA 30 502 20



FA 30 600 10
FA 30 600 15



FA 30 503 15
FA 30 503 20



FA 30 000 35



REF.	FA 30 500 XX	FA 30 502 XX	FA 30 503 XX	FA 30 600 13	FA 30 600 XX	FA 30 000 35
LG.	1.5 m | 1.8 m	1.5 m | 1.8 m	1.5 m | 2.0 m	1.3 m	1.0 m | 1.5 m	0.22 m / 1.30 m
KG	100 KG	100 KG	100 KG	100 KG	100 KG	100 KG
CE UKCA	EN 355	EN 355	EN 355	EN 355	EN 355	EN 355
MAT.	PA 11 mm	PA 11 mm	PA 11 mm	PA 11 mm	PA 11 mm	35 mm PES
	35 mm	35 mm	45 mm	45 mm	45 mm	35 mm
	---	STEEL	STEEL	---	STEEL	---
0,50mm	NO	NO	NO	NO	NO	---
+	---	---	---	PPE-R 11.063	PPE-R 11.063	---
Kg	0.42 KG | 0.46 KG	0.91 KG | 0.93 KG	1.13 KG | 1.15 KG	0.77 KG	1.60 KG | 1.82 KG	0.2 KG

HOPE

FA 30 200 15



FA 30 304 18



FA 30 400 18



FA 30 800 15



FA 30 703 20



REF.	FA 30 200 15	FA 30 304 18	FA 30 400 18	FA 30 703 20	FA 30 800 15
LG. / KG	1.5 m / 100 KG	1.8 m / 100 KG	1.8 m / 100 KG	1.4 m / 2.0 m / 100 KG	1.25 m / 1.5 m / 100 KG
CE UKCA	EN 355	EN 355	EN 355	EN 355	EN 355
MAT.	PA 12 mm	30 mm PES	30 mm PES	45 mm PES	45 mm PES
	45 mm	35 mm	35 mm	45 mm	35 mm
	STEEL	STEEL	STEEL	STEEL	STEEL
0.50mm	NO	NO	NO	NO	NO
+	PPE-R 11.063	---	PPE-R 11.063	---	PPE-R 11.063
Kg	1.86 KG	0.87 KG	1.52 KG	1.22 KG	1.44 KG

KRATOS SAFETY
SOLUTIONS FOR LIFE

LONGES
LANYARDS
ESLINGAS
CORDINI
LEINEN





SKALA

FA 40 909 20 (2 m)
FA 40 909 40 (4 m)
FA 40 909 100 (10 m)
FA 40 909 150 (15 m)
FA 40 909 250 (25 m)

COMING SOON

ANTICUT ROPE

55 cm openable protection sleeve



EN 358 + EN 795 Type B + EN 795 Type C + EN 353-2

VYSKA

FA 40 906 50
FA 40 906 100

55 cm openable protection sleeve



EN 358 + EN 795 Type B + EN 795 Type C



EN 358

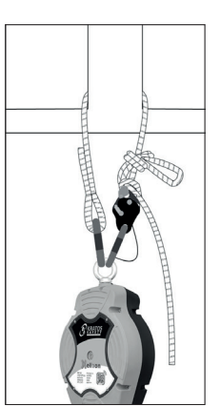

EN 795 Type B

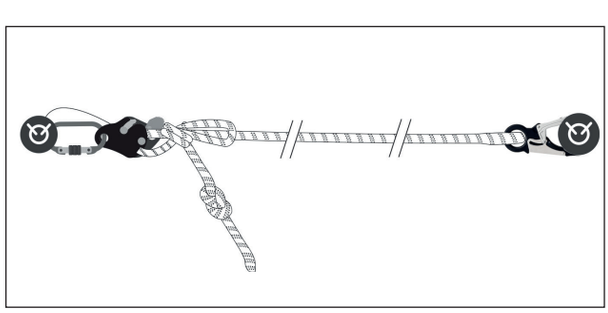

EN 795 Type C

REF.	FA 40 909 20 | FA 40 909 40 | FA 40 909 100 | FA 40 909 150 | FA 40 909 250	FA 40 906 50 | FA 40 906 100
MAX. LG.	2.0 m | 4.0 m | 10.0 m | 15.0 m | 25.0 m	5.0 m | 10.0 m
CE UKCA	EN 358, EN 795 Type B & C, EN 353-2	EN 358, EN 795 Type B & C
MAT.	PA 11 mm	PA 12 mm
	ALU QUARTER / DOUBLE ACTION	ALU QUARTER / DOUBLE ACTION
MAT.	ALU	ALU
Kg	0.75 KG | 0.77 KG | 1.55 KG | 2.10 KG | 3.05 KG	0.75 KG | 1.60 KG

SILVA 1

FA 40 504 10
FA 40 504 15
FA 40 504 20

NEW



SILVA 2

FA 40 601 10
FA 40 601 15

NEW



REF.	FA 40 504 XX	FA 40 601 XX
LG.	1.0 m | 1.5 m | 2.0 m	1.0 m | 1.5 m
CE UKCA	EN 354	EN 354
MAT.	PA 11 mm	PA 11 mm
	ALU QUARTER / DOUBLE ACTION	ALU QUARTER / DOUBLE ACTION
R (kN)	22 kN	22 kN
Kg	0.74 KG | 0.78 KG | 0.83 KG	1.29 KG | 1.36 KG

TiWA

FA 40 909 30A
FA 40 909 50A

COMING SOON



EN 358 + EN 795 Type B + EN 795 Type C

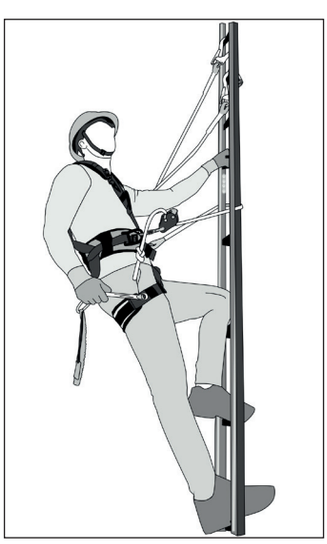

EN 358

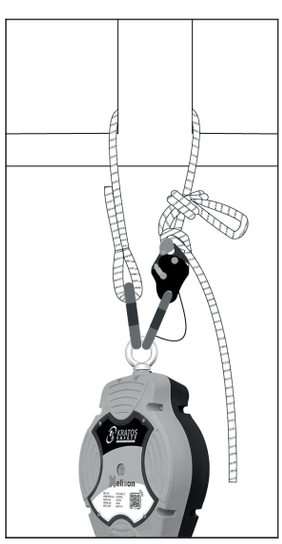

EN 795 Type B

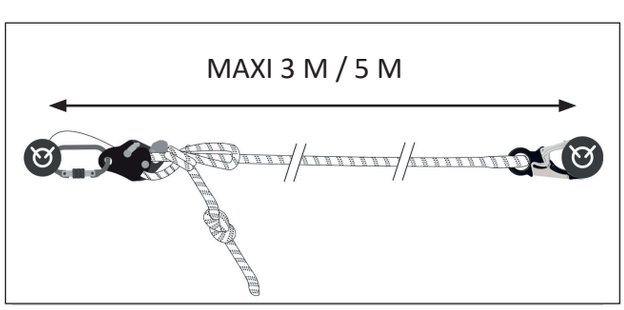

EN 795 Type C

REF.	**FA 40 909 30A | FA 40 909 50A**
MAX. LG.	3.0 m | 5.0 m
CE UKCA	EN 358, EN 795 Type B & C
MAT.	PA 11 mm
	ALU QUARTER / DOUBLE ACTION
MAT.	ALU
Kg	0.92 KG | 1.10 KG

ASTRA

FA 40 908 20
FA 40 908 40

NEW



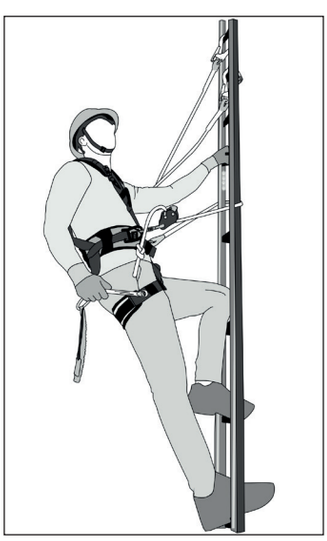

EN 358

REF.	**FA 40 908 20 | FA 40 908 40**
MAX. LG.	2.0 m | 4.0 m
CE UKCA	EN 358
MAT.	PA 11 mm
	ALU QUARTER / DOUBLE ACTION
MAT.	ALU
Kg	0.73 KG | 0.93 KG

FA 40 900 20



FA 40 901 20



REF.	FA 40 900 20	FA 40 901 20
LG. (MIN. / MAX.)	1.2 m / 2.0 m	1.2 m / 2.0 m
CE UKCA	EN 358	EN 358
MAT.	PA 14 mm	30 mm PES
	STEEL	STEEL
MAT.	STEEL	STEEL
Kg	0.81 KG	0.47 KG

FA 40 902 20



FA 40 903 20
FA 40 903 40



REF.	FA 40 902 20	FA 40 903 XX
LG. (MIN. / MAX.)	1.2 m / 2.0 m	0.6 m / 2.0 m | 1.5 m / 4.0 m
CE UKCA	EN 358	EN 358
MAT.	PA 11 mm	PA 12 mm
	STEEL	STEEL
MAT.	STEEL	STEEL
Kg	0.69 KG	0.99 KG | 1.30 KG

FA 40 500 10
FA 40 500 15
FA 40 500 20



FA 40 502 10
FA 40 502 15
FA 40 502 20



REF.	FA 40 500 XX	FA 40 502 XX
LG.	1.0 m | 1.5 m | 1.8 m	1.0 m | 1.5 m | 1.8 m
CE UKCA	EN 354	EN 354
MAT.	PA 11 mm	PA 11 mm
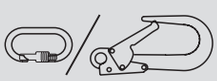	---	STEEL
R (kN)	22 kN	22 kN
Kg	0.17 KG|0.20 KG|0.23 KG	0.66 KG|0.69 KG|0.72 KG

FA 40 503 10
FA 40 503 15
FA 40 503 20



FA 40 600 10
FA 40 600 15



REF.	FA 40 503 XX	FA 40 600 XX
LG.	1.0 m | 1.5 m | 2.0 m	1.0 m | 1.5 m
CE UKCA	EN 354	EN 354
MAT.	PA 11 mm	PA 11 mm
	STEEL	STEEL
R (kN)	22 kN	22 kN
Kg	0.89 KG | 0.91 KG | 0.93 KG	1.45 KG | 1.48 KG

KRATOS SAFETY
SOLUTIONS FOR LIFE

CONNECTEURS
CONNECTORS
CONECTORES
CONNETORI
VERBINDUNGSELEMENTE





FA 50 101 17



FA 50 102 17



FA 50 224 18



FA 50 301 23



REF.	FA 50 101 17	FA 50 102 17	FA 50 224 18	FA 50 301 23
CE UKCA	EN 362 Class B & M	EN 362 Class B & M	EN 362 Class B & M	EN 362 Class B
	25 kN / 18 mm	25 kN / 18 mm	25 kN / 16 mm	40 kN / 22 mm
MAT.	STEEL	STEEL	STEEL	STEEL
	SCREW	SCREW	QUARTER	TRIPLE ACTION
KEYLOCK	---	---	---	---
+	---	CAPTIVE PIN	INDIVIDUAL NUMBER	INDIVIDUAL NUMBER
Kg	0.16 KG	0.17 KG	0.16 KG	0.23 KG

FA 50 101 17B



FA 50 225 23B



FA 50 301 23B



REF.	FA 50 101 17B	FA 50 225 23B	FA 50 301 23B
CE UKCA	EN 362 Class B	EN 362 Class B	EN 362 Class B
	23 kN / 15 mm	45 kN / 22 mm	45 kN / 22 mm
MAT.	STEEL	STEEL	STEEL
	SCREW	QUARTER	TRIPLE ACTION
KEYLOCK	YES	YES	YES
+	INDIVIDUAL NUMBER	INDIVIDUAL NUMBER	INDIVIDUAL NUMBER
Kg	0.17 KG	0.25 KG	0.25 KG

FA 50 202 17

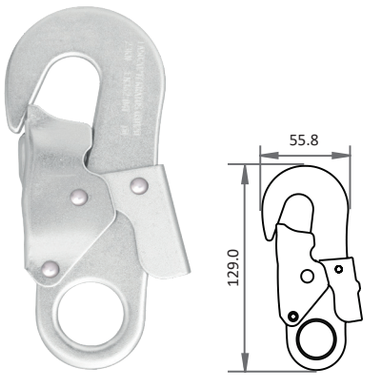

FA 50 207 55



REF.	FA 50 202 17	FA 50 207 55
CE UKCA	EN 362 Class T	EN 362 Class T
	23 kN / 18 mm	23 kN / 50.8 mm
MAT.	STEEL	STEEL
	DOUBLE ACTION	DOUBLE ACTION
KEYLOCK	---	---
+	---	---
Kg	0.21 KG	0.51 KG

FA 50 213 80

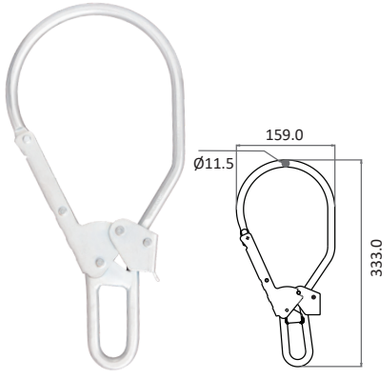



INDIVIDUAL NUMBER

FA 50 216 55

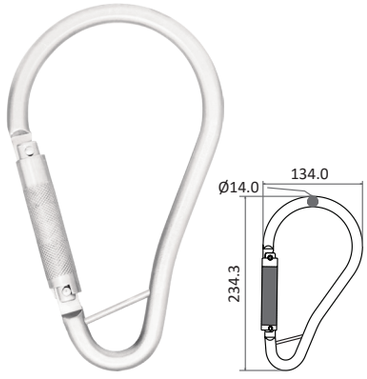

REF.	FA 50 213 80	FA 50 216 55
CE UKCA	EN 362 Class T	EN 362 Class B
	23 kN / 85 mm	23 kN / 55 mm
MAT.	STEEL	STEEL
	DOUBLE ACTION	QUARTER
KEYLOCK	---	---
+	---	INDIVIDUAL NUMBER , CAPTIVE PIN
Kg	0.84 KG	0.75 KG

FA 50 103 22



FA 50 201 22



FA 50 219 14B



FA 50 302 22



REF.	FA 50 103 22	FA 50 201 22	FA 50 219 14B	FA 50 302 22
CE UKCA	EN 362 Class B EN 12275 Class B/H	EN 362 Class B EN 12275 Class B/H	EN 362 Class B	EN 362 Class B EN 12275 Class B/H
	23 kN / 22.5 mm	23 kN / 21 mm	23 kN / 14 mm	23 kN / 21 mm
MAT.	ALU	ALU	ALU	ALU
	SCREW	QUARTER	QUARTER	TRIPLE ACTION
KEYLOCK	---	---	YES	---
+	---	INDIVIDUAL NUMBER	INDIVIDUAL NUMBER	INDIVIDUAL NUMBER
Kg	0.08 KG	0.08 KG	0.10 KG	0.08 KG

FA 50 103 22B



FA 50 107 15B



FA 50 201 22B



FA 50 304 22B



REF.	FA 50 103 22B	FA 50 107 15B	FA 50 201 22B	FA 50 304 22B
CE UKCA	EN 362 Class B	EN 362 Class B	EN 362 Class B	EN 362 Class B
	23 kN / 21 mm	23 kN / 15 mm	23 kN / 20 mm	23 kN / 20 mm
MAT.	ALU	ALU	ALU	ALU
	SCREW	SCREW	QUARTER	TRIPLE ACTION
KEYLOCK	YES	YES	YES	YES
+	INDIVIDUAL NUMBER	INDIVIDUAL NUMBER	INDIVIDUAL NUMBER	INDIVIDUAL NUMBER
Kg	0.08 KG	0.08 KG	0.09 KG	0.09 KG

FA 50 230 20B

NEW

LUNA





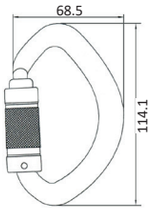

FA 50 500 00

NEW

GIROS-1



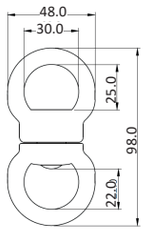

FA 50 500 12

NEW

GIROS-2





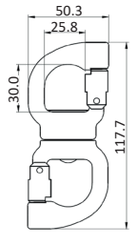



INDIVIDUAL NUMBER

REF.	FA 50 230 20B	FA 50 500 00	FA 50 500 12
CE UKCA	EN 362 Class M	PPE-R 11.135	PPE-R 11.135
	23 kN / 20 mm	23 kN / ---	23 kN / 12 mm
MAT.	ALU	ALU	ALU
BEARING TYPE	QUARTER / ---	--- / BALL BEARING	SCREW / BALL BEARING
KEYLOCK	YES	---	---
+	INDIVIDUAL NUMBER	INDIVIDUAL NUMBER	INDIVIDUAL NUMBER
Kg	0.11 KG	0.13 KG	0.21 KG

ACCESSOIRE / ACCESSORY / ACCESORIO / ACCESSORIO / ZUBEHÖR:

FA 50 900 00

SET OF 10 PCS.



x 10 pcs.



Kg 0.03 KG (10 pcs.)

FOR ROPES DIA. 9 MM TO 12 MM

Pourquoi le Keylock?
Why Keylock?
¿Por qué el Keylock?
Perché Keylock?
Warum Keylock?



Aucun risque d'accrochage
100% Snag-Free
Ningún riesgo de enganche
Nessuno rischio di aggancio
Keine Gefahr, hängenzubleiben

Mousquetons type keylock
Keylock type karabiners
Mosquetones de tipo Keylock
Moschettoni di tipo Keylock
Karabiner vom Typ Keylock

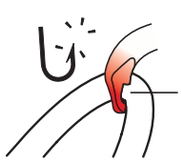

Risque d'accrochage
Chance of Snagging
Riesgo de enganche
Rischio di aggancio
Gefahr des Hängenbleibens

Mousquetons classiques
Regular karabiners
Mosquetones clásicos
Moschettoni classici
Klassische Karabiner

FA 50 212 21



FA 50 220 21



FA 50 221 17



REF.	FA 50 212 21	FA 50 220 21	FA 50 221 17
CE UKCA	EN 362 Class T	EN 362 Class T	EN 362 Class T
	23 kN / 18.5 mm	23 kN / 22 mm	23 kN / 18 mm
MAT.	ALU	ALU	ALU
	DOUBLE ACTION	QUARTER	QUARTER
KEYLOCK	---	YES	YES
+	INDIVIDUAL NUMBER	INDIVIDUAL NUMBER	INDIVIDUAL NUMBER, INDICATOR
Kg	0.16 KG	0.13 KG	0.18 KG

FA 50 228 18B



INDICATOR



FA 50 229 25B



REF.	FA 50 228 18B	FA 50 229 25B
CE UKCA	EN 362 Class T	EN 362 Class T
	23 kN / 18 mm	23 kN / 25 mm
MAT.	ALU	ALU
	QUARTER	DOUBLE ACTION
KEYLOCK	YES	YES
+	INDIVIDUAL NUMBER, INDICATOR	INDIVIDUAL NUMBER
Kg	0.22 KG	0.13 KG

FA 50 208 11



FA 50 218 60



REF.	FA 50 208 11	FA 50 218 60
CE UKCA	EN 362 Class T	EN 362 Class A&T
	20 kN / 109 mm	22 kN / 60 mm
MAT.	ALU	ALU
	DOUBLE ACTION	DOUBLE ACTION
KEYLOCK	---	---
+	INDIVIDUAL NUMBER	UIAA 121.3, INDIVIDUAL NUMBER
Kg	0.9 KG	0.44 KG

FA 50 214 60



FA 50 226 60

HUKA-1





FORGED

FA 50 227 60

HUKA-2



REF.	FA 50 214 60	FA 50 226 60	FA 50 227 60
CE UKCA	EN 362 Class A & T	EN 362 Class T	EN 362 Class T
	20 kN / 60 mm	23 kN / 60 mm	23 kN / 60 mm
MAT.	ALU	ALU	ALU
	QUARTER	DOUBLE ACTION	DOUBLE ACTION
KEYLOCK	---	---	---
+	INDIVIDUAL NUMBER	INDIVIDUAL NUMBER	INDIVIDUAL NUMBER , INDICATOR
Kg	0.26 KG	0.52 KG	0.62 KG

FA 50 210 11

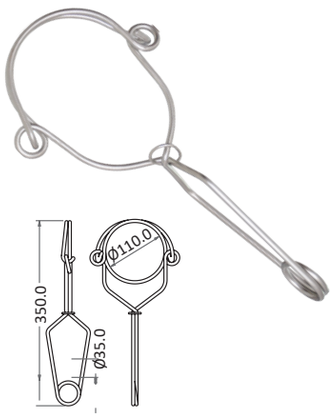



FA 50 211 75

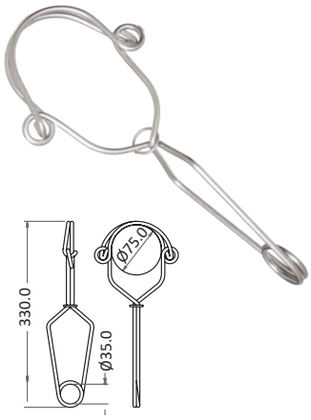

REF.	FA 50 210 11	FA 50 211 75
CE UKCA	EN 362 Class A	EN 362 Class A
	20 kN / 110 mm	20 kN / 75 mm
MAT.	SNOX	SNOX
	DOUBLE ACTION	DOUBLE ACTION
KEYLOCK	---	---
Kg	0.32 KG	0.30 KG

FA 50 106 22



FA 50 305 16



REF.	FA 50 106 22	FA 50 305 16
CE UKCA	EN 362 Class B	EN 362 Class B
	25 kN / 22.5 mm	23 kN / 16.5 mm
MAT.	SNOX	SNOX
	QUARTER	TRIPLE ACTION
KEYLOCK	---	---
+	INDIVIDUAL NUMBER	INDIVIDUAL NUMBER
Kg	0.23 KG	0.21 KG

FA 50 222 55



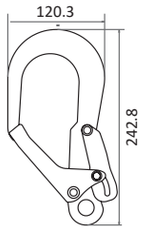

FA 50 223 15



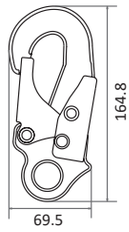

REF.	FA 50 222 55	FA 50 223 15
CE UKCA	EN 362 Class T	EN 362 Class T
	23 kN / 55 mm	23 kN / 15 mm
MAT.	P / STEEL	P / STEEL
	DOUBLE ACTION	DOUBLE ACTION
KEYLOCK	---	---
+	MAX. DIELECTRIC RESISTANCE = 14KV	MAX. DIELECTRIC RESISTANCE = 14KV
Kg	0.56 KG	0.35 KG

FA 50 400 16



FA 50 401 10

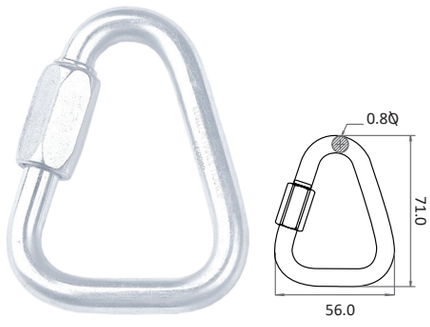

REF.	FA 50 400 16	FA 50 401 10
CE UKCA	EN 362 Class Q	EN 362 Class Q
	32 kN / 17 mm	22 kN / 10 mm
MAT.	STEEL	STEEL
	SCREW	SCREW
KEYLOCK	---	---
Kg	0.08 KG	0.09 KG

MAT.	Picture	REF.	Keylock	Locking system								
				Screw-locking	Quarter	Double action	Triple action					
STEEL		FA 50 101 17	X	✔				18 mm	EN 362:2004 Class B/M	25 kN	15 kN	0.160 KG
		FA 50 101 17B	✔	✔				15 mm	EN 362:2004 Class B	23 kN	7 kN	0.167 KG
		FA 50 102 17	X	✔				18 mm	EN 362:2004 Class B/M	25 kN	15 kN	0.170 KG
		FA 50 202 17	X			✔		18 mm	EN 362:2004 Class T	23 kN		0.210 KG
		FA 50 207 55	X			✔		50.8 mm	EN362:2004 Class T	23 kN		0.510 KG
		FA 50 213 80	X			✔		85 mm	EN 362:2004 Class T	23 kN		0.840 KG
		FA 50 216 55	X		✔			55 mm	EN 362:2004 Class B	23 kN	7 kN	0.745 KG
		FA 50 224 18	X		✔			16 mm	EN 362:2004 Class B/M	25 kN	15 kN	0.160 KG
		FA 50 225 23B	✔		✔			22 mm	EN 362:2004 Class B	45 kN	7 kN	0.250 KG
		FA 50 301 23	X				✔	22 mm	EN 362:2004 Class B	40 kN	7 kN	0.233 KG
		FA 50 301 23B	✔				✔	22 mm	EN 362:2004 Class B	45 kN	7 kN	0.248 KG
		FA 50 400 16	X	✔				17 mm	EN 362:2004 Class Q	32 kN	10 kN	0.080 KG
		FA 50 401 10	X	✔				10 mm	EN 362:2004 Class Q	22 kN	10 kN	0.090 KG
ALU		FA 50 103 22	X	✔				22.5 mm	EN 362:2004 Class B, EN 12275:2013 Class B/H	23 kN	7 kN	0.079 KG
		FA 50 103 22B	✔	✔				21 mm	EN 362:2004 Class B	23 kN	7 kN	0.082 KG
		FA 50 107 15B	✔	✔				15 mm	EN 362:2004 Class B	23 kN	7 kN	0.080 KG
		FA 50 201 22	X		✔			21 mm	EN 362:2004 Class B, EN 12275:2013 Class B/H	23 kN	7 kN	0.084 KG
		FA 50 201 22B	✔		✔			20 mm	EN 362:2004 Class B	23 kN	7 kN	0.087 KG
		FA 50 208 11	X			✔		109 mm	EN 362:2004 Class A/T	20 kN		0.900 KG
		FA 50 212 21	X			✔		18.5 mm	EN 362:2004 Class T	23 kN		0.160 KG
		FA 50 214 60	X		✔			60 mm	EN 362:2004 Class A/T	23 kN		0.240 KG
		FA 50 218 60	X			✔		60 mm	EN 362:2004 Class A/T	22 kN		0.440 KG
		FA 50 219 14B	✔		✔			14 mm	EN 362:2004 Class B	23 kN	7 kN	0.100 KG
		FA 50 220 21	✔		✔			22 mm	EN 362:2004 Class T	23 kN		0.136 KG
		FA 50 221 17	✔		✔			18 mm	EN 362:2004 Class T	23 kN		0.182 KG
		FA 50 226 60	X			✔		60 mm	EN 362:2004 Class T	23 kN		0.52 KG
		FA 50 227 60	X			✔		60 mm	EN 362:2004 Class T	23 kN		0.62 KG
		FA 50 228 18B	✔		✔			18 mm	EN 362:2004 Class T	23 kN		0.22 KG
		FA 50 229 25B	✔			✔		25 mm	EN 362:2004 Class T	23 kN		0.13 KG
		FA 50 230 20B	✔		✔			20 mm	EN 362:2004 Class M	23 kN	15 kN	0.11 KG
		FA 50 302 22	✔				✔	21 mm	EN 362:2004 Class B, EN 12275:2013 Class B/H	23 kN	7 kN	0.087 KG
		FA 50 304 22B	✔				✔	20 mm	EN 362:2004 Class B	23 kN	7 kN	0.087 KG
		FA 50 500 00						---	PPE-R 11.135	23 kN		0.135 KG
		FA 50 500 12						12 mm	PPE-R 11.135	23 kN		0.210 KG

MAT.	Picture	REF.	Keylock	Locking system					CE UKCA			
				Screw-locking	Quarter	Double action	Triple action					
INOX		FA 50 106 22	X		✔			22.5 mm	EN362:2004 Class B	25 kN	7 kN	0.235 KG
		FA 50 210 11	X			✔		110 mm	EN362:2004 Class A	20 kN		0.320 KG
		FA 50 211 75	X			✔		75 mm	EN362:2004 Class A	20 kN		0.300 KG
		FA 50 305 16					✔	16.5 mm	EN362:2004 Class B	23 kN	7 kN	0.210 KG
Vielectri		FA 50 222 55	X			✔		55 mm	EN 362:2004 Class T	23 kN		0.560 KG
		FA 50 223 15	X			✔		15 mm	EN 362:2004 Class T	23 kN		0.350 KG

= connector with individual number

COLOUR CODING OF KRATOS SAFETY CONNECTORS LOCKING SYSTEM

			
SCREW-LOCKING	DOUBLE ACTION	TRIPLE ACTION	

KRATOS SAFETY
SOLUTIONS FOR LIFE

ANCRAGES
ANCHORAGES
ANCLAJES
ANCORAGGI
VERANKERUNGEN





EASY SAFEWAY 1

FA 60 105 00
FA 60 105 07

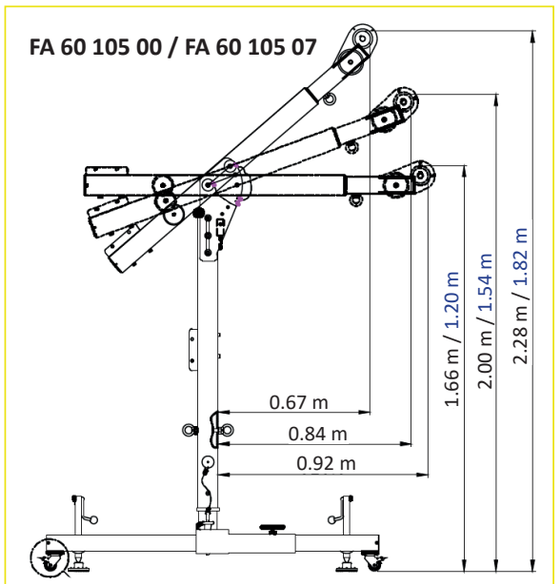



4 WHEELS INCLUDED



EASYSAFEWAY 1
=
(A) + (B) + (C)

Potence mobile à base en H
Mobile H-shaped base davit system
Grúa móvil con base en H
Gruetta base a H
Mobiles H-förmiges Basis Davit System

REF.	FA 60 105 00	FA 60 105 07
CE UKCA	EN 795 Type B	EN 795 Type B
	x1	x1
MAX kg	500 KG	500 KG
MAT.	ALU	ALU
DIM. H	(B) H = 1.37 m -> 1.66 m / 2.00 m / 2.28 m	(B) H = 0.91 m -> 1.20 m / 1.54 m / 1.82 m
R (kN) / MBS (kN)	12 kN / 21 kN	12 kN / 21 kN
	Min. 1.10 m / Max. 1.50 m	Min. 1.10 m / Max. 1.50 m
+	Machinery Directive + EN 1808 FA 60 022 01-02-11-12-13 FA 60 105 01, FA 60 105 02 FA 60 107 00, FA 60 108 00	Machinery Directive + EN 1808 FA 60 022 01-02-11-12-13 FA 60 105 01, FA 60 105 02 FA 60 107 00, FA 60 108 00
Kg	62 KG (Ⓐ 11 KG + Ⓑ 16 KG + Ⓒ 35 KG)	58.35 KG (Ⓐ 11 KG + Ⓑ 12.35 KG + Ⓒ 35 KG)

EASY SAFEWAY 1

FA 60 105 01*



FA 60 105 01A



FA 60 101 01P



FA 20 401 10/S



FA 20 401 20/S



FA 20 401 30/S
FA 20 401 20R

FA 60 105 02**



FA 60 105 01A



FA 60 101 02P



FA 60 003 20/S
FA 60 003 30/S



FA 60 023 20/R
FA 60 043 00

REF.	FA 60 105 01	FA 60 105 02
CE UKCA	---	---
	---	---
MAX kg 1 2	---	---
MAT.	STEEL	STEEL
DIM. H	---	---
R (kN) / MBS (kN)	---	---
	---	---
+	FA 20 401 10/S FA 20 401 20/S/R FA 20 401 30/S	FA 60 003 20/S FA 60 003 30/S FA 60 023 20/R FA 60 043 00
Kg	6.55 KG	2.90 KG

FA 60 105 01 = FA 60 101 01P + FA 60 105 01A / **FA 60 105 02 = FA 60 101 02P + FA 60 105 01A

EASY SAFEWAY 3

FA 60 107 00

COMING SOON
PROCHAINEMENT

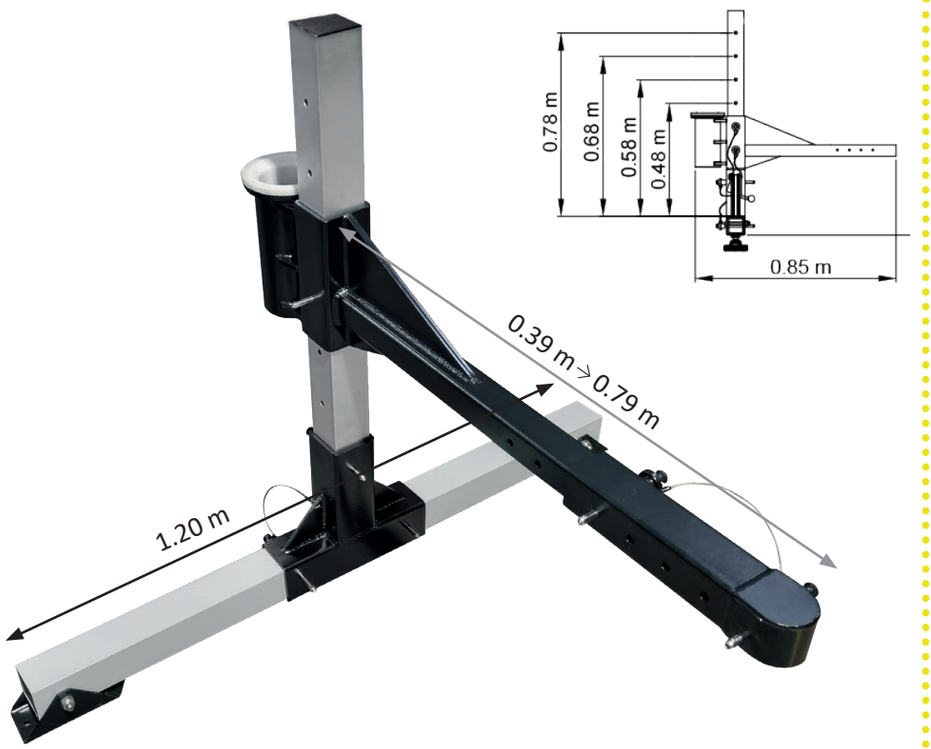

EASYSAFEWAY 3

Ancrage de boule d'attelage pour potence EASYSAFEWAY 1 / MULTISAFEWAY
Vehicle hitch mounting system for EASYSAFEWAY 1 / MULTISAFEWAY davit arm
Sistema de anclaje de enganche de vehículo para grúa móvil EASYSAFEWAY 1 / MULTISAFEWAY
Sistema di ancoraggio al gancio di traino del veicolo per gruetta EASYSAFEWAY 1 / MULTISAFEWAY
Verankerungssystem für Fahrzeugkupplung für EASYSAFEWAY 1 / MULTISAFEWAY Davit System

REF.	**FA 60 107 00**
CE UKCA	EN 795 Type B
	x1
MAX kg	500 KG
MAT.	ALU | STEEL
R (kN) / MBS (kN)	12 kN / 15 kN
	tow hitch Ø 51 mm / 2"
+	FA 60 022 00, FA 60 105 03, FA 60 105 04, FA 60 105 05
Kg	31.72 KG





EASY SAFEWAY 4

FA 60 108 00

COMING SOON
PROCHAINEMENT

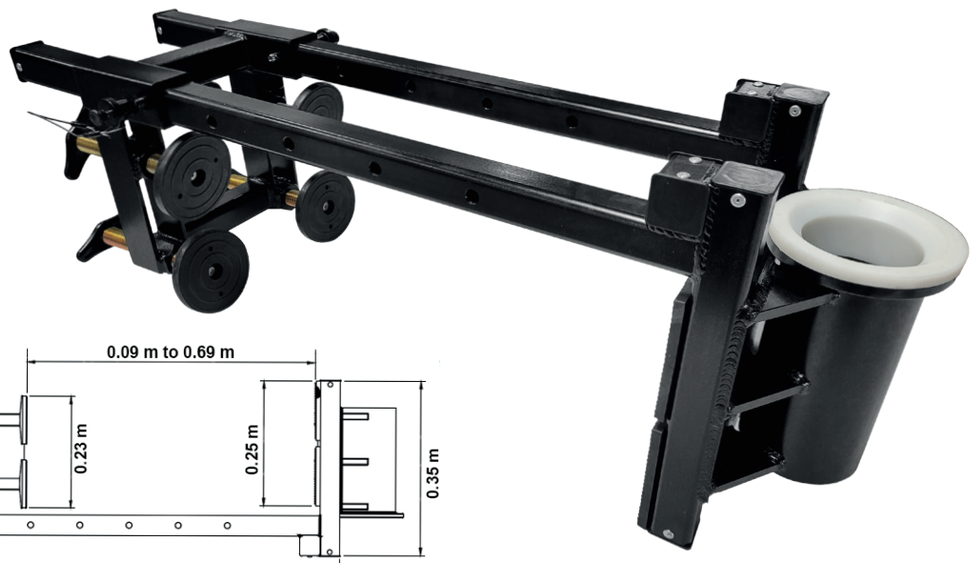

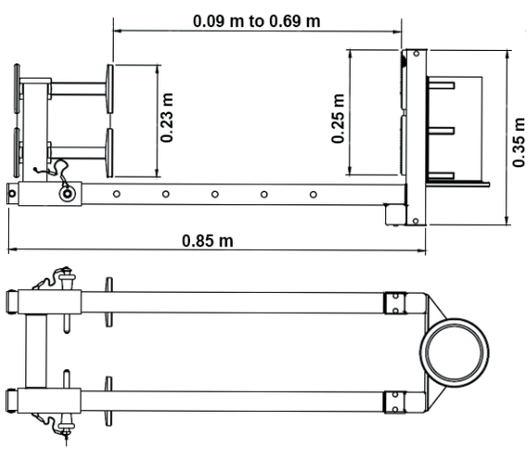

EASYSAFEWAY 4

Ancrage acrotère pour potence EASYSAFEWAY 1 / MULTISAFEWAY
Acroterion anchorage for EASYSAFEWAY 1 / MULTISAFEWAY davit arm
Anclaje de acroterio para grúa móvil EASYSAFEWAY 1 / MULTISAFEWAY
Ancoraggio di acroterio per gruetta EASYSAFEWAY 1 / MULTISAFEWAY
Akroterienanker für EASYSAFEWAY 1 / MULTISAFEWAY Davit System

REF.	**FA 60 108 00**
CE UK CA	EN 795 Type B
	x1
MAX kg	250 KG
MAT.	STEEL
R (kN) / MBS (kN)	12 kN / 15 kN
	0.09 m → 0.69 m
+	FA 60 022 00, FA 60 105 03, FA 60 105 04, FA 60 105 05
Kg	27.10 KG



EASY SAFEWAY 2

FA 60 106 00

EXTENDABLE ARM

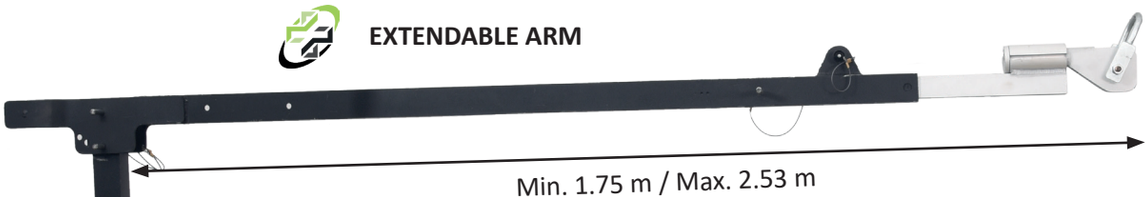





Transport bag included

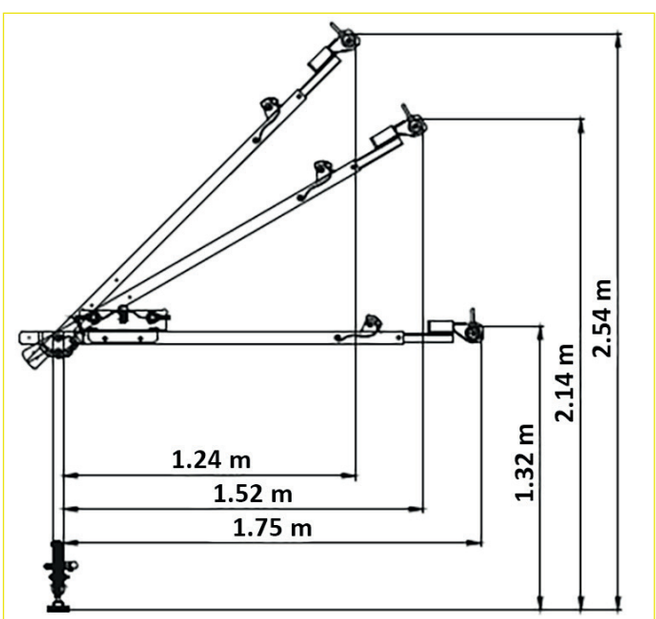

3 positions - non extended arm

EASYSAFEWAY 2

Potence d'ancrage suspendue
Extendable pole hoist davit
Estructura de anclaje suspendida
Braccio di ancoraggio sospeso
Aufgehängter Verankerungsausleger

REF.	FA 60 106 00	FA 60 106 01	FA 60 106 02
CE UKCA	EN 795 Type A (not PPE)	---	---
	x1	---	---
MAX kg	500 KG	---	---
MAT.	ALU	STEEL	STEEL
DIM. H	3 positions: Non-extended arm: 1.32 m / 2.14 m / 2.54 m Extended arm: 1.32 m / 2.54 m / 3.14 m	---	---
R (kN) / MBS (kN)	12 kN / 15 kN	---	---
	1 m	---	---
+	Machinery Directive + EN 1808 FA 60 106 01, FA 60 106 02, FA 60 106 03	FA 20 401 10/S FA 20 401 20/S/R FA 20 401 30/S	FA 60 003 20/S, FA 60 003 30/S FA 60 023 20/R, FA 60 043 00
Kg	13.19 KG	6.92 KG	3.21 KG

EASY SAFEWAY 2

1



FA 60 106 01*



FA 60 106 01A *FA 60 101 01P*

FA 20 401 10/S **FA 20 401 20/S/R**



FA 20 401 30/S



2



FA 60 106 02**



FA 60 106 01A *FA 60 101 02P*



FA 60 003 20/S
FA 60 003 30/S

FA 60 023 20/R
FA 60 043 00

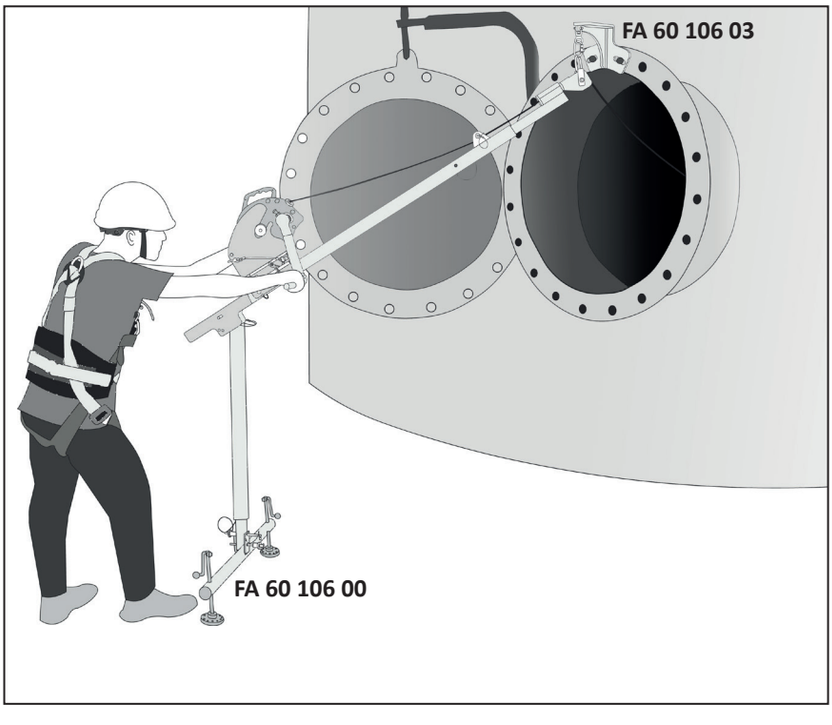

COMING SOON
PROCHAINEMENT

FA 60 106 03



Anchorage for extendable pole hoist davit for side entry

REF.	FA 60 106 03
CE UKCA	EN 795 Type A (not PPE)
	x1
MAT.	ALU
R (kN) / MBS (kN)	12 kN / 23 kN
+	FA 60 106 00
Kg	6.25 KG

**FA 60 106 01 = FA 60 101 01A + FA 60 106 01P / **FA 60 106 02 = FA 60 106 01A + FA 60 101 02P*











FA 60 001 00
FA 60 002 00



x2 EN 795
x1 Pulley

FA 60 001 02 **FA 20 401 30/S**
FA 20 401 20R



FA 60 001 03 **FA 20 401 20/S**



FA 60 001 04 **FA 20 401 10/S**







Tripod bag
FA 90 108 00 / FA 90 109 00
included

FA 60 002 03



REF.	FA 60 001 00 | FA 60 002 00	FA 60 001 02	FA 60 001 03	FA 60 001 04	FA 60 002 03
CE UKCA	EN 795 Type B	---	---	---	---
	x1 | x1	---	---	---	---
MAX kg 1 2	500 KG / 250 KG | 500 KG / 250 KG	---	---	---	---
MAT.	ALU | ALU	STEEL	STEEL	STEEL	STEEL
DIM. H	1.15m → 2.15m | 1.9m → 2.9m	---	---	---	---
R (kN) / MBS (kN)	12 kN / 20 kN | 12 kN / 20 kN	---	---	---	---
	1.08m → 1.62m | 1.52m → 2.05m	---	---	---	---
+	Machinery Directive + EN 1808 FA 60 002 01, FA 60 002 02, FA 60 002 03	FA 20 401 30/S FA 20 401 20R	FA 20 401 20/S	FA 20 401 10/S	FA 60 001 00 FA 60 002 00 FA 60 101 00 FA 60 102 00
Kg	13.0 KG | 15.0 KG	3.25 KG	3.24 KG	3.20 KG	1.80 KG











FA 60 101 00
FA 60 102 00

ZONE 1



x2 EN 795
x2 Pulleys

FA 60 101 01*



FA 60 101 01P
+



FA 60 101 01A

FA 60 101 02**



FA 60 101 02P
+



FA 60 101 01A



Tripod bag
FA 90 108 00 / FA 90 109 00
included

FA 60 002 01



Tripod footboard

FA 60 002 02

SET OF 3 PCS.





REF.	FA 60 101 00 | FA 60 102 00	FA 60 101 01	FA 60 101 02	FA 60 002 01	FA 60 002 02
CE UKCA	EN 795 Type B	---	---	---	---
	x1 | x1	---	---	---	---
MAX kg 1 2	500 KG / 250 KG | 500 KG / 250 KG	---	---	---	---
MAT.	ALU | ALU	STEEL	STEEL	STEEL INOX	STEEL
DIM. H	1.15m → 2.15m | 1.9m → 2.9m	---	---	---	---
R (kN) / MBS (kN)	12 kN / 20 kN | 12 kN / 20 kN	---	---	---	---
	1.08m → 1.62m | 1.52m → 2.05m	---	---	---	---
+	Machinery Directive + EN 1808 FA 60 002 01, FA 60 002 02, FA 60 002 03	FA 20 401 10/S FA 20 401 20/S/R FA 20 401 30/S	FA 60 003 20/S FA 60 003 30/S FA 60 023 20/R FA 60 043 00	FA 60 001 00 FA 60 002 00 FA 60 101 00 FA 60 102 00	FA 60 001 00 FA 60 002 00 FA 60 101 00 FA 60 102 00
Kg	13.0 KG | 15.0 KG	6.55 KG	2.90 KG	0.7 KG	4.5 KG

FA 60 101 01 = FA 60 101 01P + FA 60 101 01A / **FA 60 101 02 = FA 60 101 02P + FA 60 101 01A

HEXAPOD

FA 60 103 00

ZONE 1

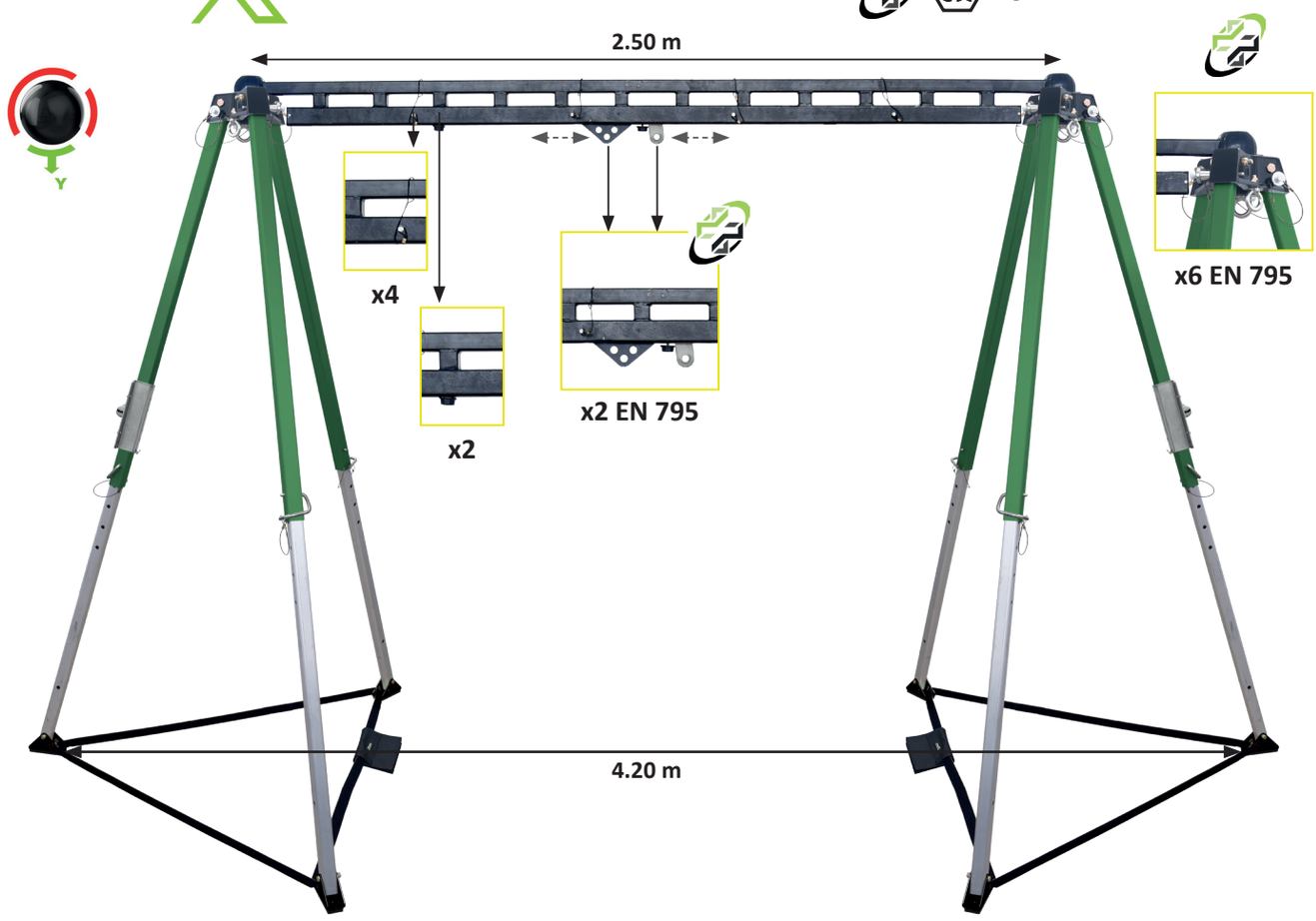

REF.	**FA 60 103 00**
CE UKCA	EN 795 Type B TS 16415 Type B
	x2
MAX kg	250 KG
MAT.	ALU & STEEL
DIM. H	1.15m → 2.15m
R (kN) / MBS (kN)	13 kN / 23 kN
	1.08m → 1.62m / 1.8m → 4.2m
+	Machinery Directive + EN 1808 FA 60 101 01, FA 60 101 02 FA 60 002 01, FA 60 002 02, FA 60 002 03
Kg	49.33 KG

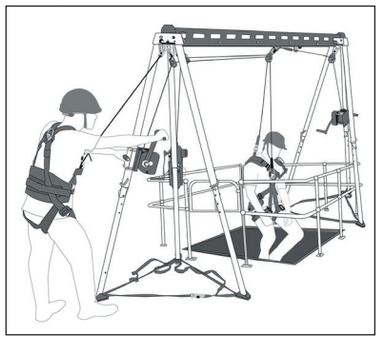

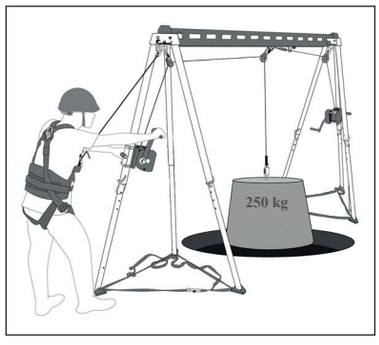



FA 60 104 00





x5 EN 795



x4

x8

Lashing webbings & karabiners included



Quadpod bag (FA 90 108 00) included

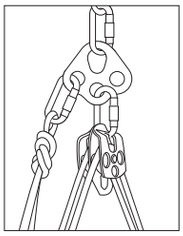



FA 60 036 03



FA 60 036 05

REF.	FA 60 104 00	FA 60 036 03 | FA 60 036 05
CE UKCA	EN 795 Type B TS 16415 Type B	PPE Regulation (EU) 2016/425 Annex II using PPE-R 11.114
	x2	x1
MAX kg 1	500 KG	---
MAT.	ALU	ALU
DIM. H	1.21m → 1.75m	Ø25 mm Ø19 mm (x3) | Ø27 mm Ø19 mm (x5)
R (kN) / MBS (kN)	13 kN / 25 kN	20 kN / 45 kN
	1.65m → 2.3m / 2.3m → 3.2m	---
+	Machinery Directive	---
kg	15.56 KG	0.053 KG | 0.21 KG



MultiSafeWay

FA 60 022 00

ZONE 1

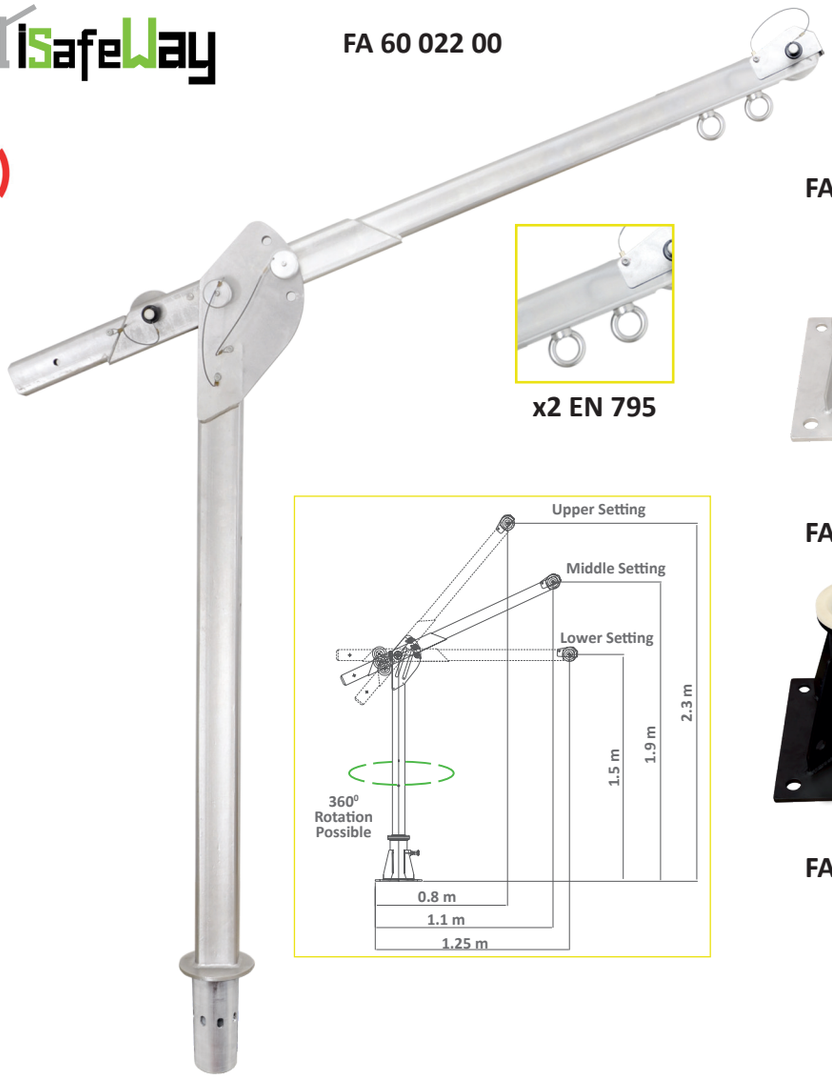

x2 EN 795

FA 60 022 01



FA 60 022 02



FA 60 022 11



FA 60 022 12



FA 60 022 13





REF.	FA 60 022 00	FA 60 022 01	FA 60 022 02	FA 60 022 11	FA 60 022 12	FA 60 022 13
CE UKCA	EN 795 Type A TS 16415 Type A (not PPE)	EN 795 Type A (not PPE)	EN 795 Type A (not PPE)	EN 795 Type A (not PPE)	EN 795 Type A (not PPE)	EN 795 Type A (not PPE)
	x2	---	---	---	---	---
MAX kg	300 KG	---	---	---	---	---
MAT.	INOX	INOX	INOX	STEEL	STEEL	INOX
DIM. H	1.50m/1.90m/2.30m	---	---	---	---	H: 273.2 mm Ø: 108.0 mm
R (kN) / MBS (kN)	15 kN / 16 kN					
	---	M16 (x4)	M16 (x4)	M16 (x4)	M16 (x4)	CONCRETE
+	Machinery Directive, EN 1808, 360° rotation, FA 60 022 01-02-11-12-13 FA 60 022 03-04-05-06, FA 60 107 00, FA 60 108 00	FA 60 022 00 FA 60 105 00 FA 60 105 07	FA 60 022 00 FA 60 105 00 FA 60 105 07	FA 60 022 00 FA 60 105 00 FA 60 105 07	FA 60 022 00 FA 60 105 00 FA 60 105 07	FA 60 022 00 FA 60 105 00 FA 60 105 07
Kg	34.87 KG	11.28 KG	12.43 KG	11.53 KG	12.48 KG	2.20 KG

MultiSafeWay

FA 60 022 03



FA 60 022 04



FA 60 022 05



FA 60 022 06*



FA 60 101 02P + *FA 60 022 06A*





REF.	FA 60 022 03	FA 60 022 04	FA 60 022 05	FA 60 022 06
CE UKCA	---	---	---	---
	---	---	---	---
MAX kg	---	---	---	---
MAT.	STEEL	STEEL	STEEL	STEEL
DIM. H	---	---	---	---
	---	---	---	---
+	FA 20 401 30/S	FA 20 401 20/S/R	FA 20 401 10/S	FA 60 003 20/S FA 60 003 30/S FA 60 023 20/R FA 60 043 00
Kg	2.90 KG	2.71 KG	2.52 KG	2.33 KG

FA 60 022 06 = FA 60 101 02P + FA 60 022 06A

ARGO

FA 60 003 20
FA 60 003 20S





ZONE 1

FA 60 003 30
FA 60 003 30S



REF.	FA 60 003 20	FA 60 003 20S	FA 60 003 30	FA 60 003 30S
LG.	20 m	20 m	30 m	30 m
CE UKCA	EN 1496 Class A (not PPE)	EN 1496 Class A (not PPE)	EN 1496 Class A (not PPE)	EN 1496 Class A (not PPE)
	x1	x1	x1	x1
MAX kg	135 KG	135 KG	135 KG	135 KG
MAT.	STEEL Ø 4.8 mm	INOX Ø 4.8 mm	STEEL Ø 4.8 mm	INOX Ø 4.8 mm
MAT.	STEEL	INOX	STEEL	INOX
+	EN 13157 + A1 Machinery Directive : 250 KG FA 60 001 00 / FA 60 002 00 FA 60 101 00 / FA 60 102 00 FA 60 103 00 / FA 60 022 00 FA 60 105 00-07 / FA 60 106 00		EN 13157 +A1 Machinery Directive : 250 KG FA 60 001 00 / FA 60 002 00 FA 60 101 00 / FA 60 102 00 FA 60 103 00 / FA 60 022 00 FA 60 105 00-07 / FA 60 106 00	
Kg	7.54 KG	7.73 KG	8.75 KG	8.97 KG

BELEM

FA 60 023 20





FA 60 023 20R

SYNTHETIC



REF.	FA 60 023 20	FA 60 023 20R
LG.	20 m	20 m
CE UKCA	EN 1496 Class B (not PPE)	EN 1496 Class B (not PPE)
	x1	x1
MAX kg	135 KG	135 KG
MAT.	STEEL Ø 6.0 mm	Synthetic Ø 6.5 mm
MAT.	STEEL	STEEL
+	EN 13157 Machinery Directive : 250 KG / Secondary Brake Mechanism FA 60 001 00 / FA 60 002 00 FA 60 101 00 / FA 60 102 00 FA 60 103 00 / FA 60 022 00 FA 60 105 00-07 / FA 60 106 00	EN 13157 Machinery Directive : 250 KG / Secondary Brake Mechanism FA 60 001 00 / FA 60 002 00 FA 60 101 00 / FA 60 102 00 FA 60 103 00 / FA 60 022 00 FA 60 105 00-07 / FA 60 106 00
Kg	11.36 KG	10.39 KG

COLIN

FA 60 043 00

COMING SOON
PROCHAINEMENT



NO LIMITED LENGTH





Corde FA 70 010 99 vendue séparément (p. 157)
Rope FA 70 010 99 sold separately (p. 157)
Cuerda FA 70 010 99 vendida aparte (p. 157)
Corda FA 70 010 99 venduta separatamente (p. 157)
Seil FA 70 010 99 ist separat erhältlich (p. 157)

REF.	**FA 60 043 00**
LG.	---
CE UKCA	EN 1496 Class A (not PPE)
	x1
MAX kg	135 KG
MAT.	PA 10.5 mm
+	EN 13157 + A1 Machinery Directive : 250 KG / Secondary Brake Mechanism FA 60 001 00 / FA 60 002 00 FA 60 101 00 / FA 60 102 00 FA 60 022 00 / FA 60 103 00 FA 60 105 00-07 / FA 60 106 00
kg	12.00 KG

FA 60 010 00



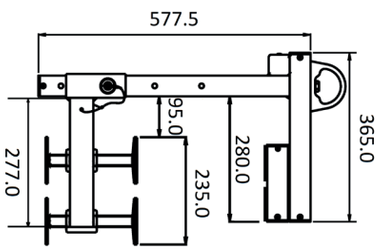

REF.	FA 60 010 00
CE UKCA	EN 795 Type B
	x1
MAT.	STEEL
R (kN) / MBS (kN)	12 kN / 23 kN
	--- 60 mm → 320 mm
Kg	9.6 KG

FA 60 015 00





FA 60 015 01



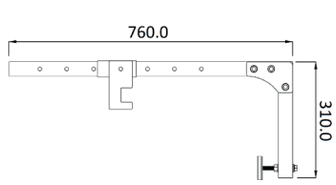



Door anchor bag included



FA 60 015 00 + FA 60 015 01

REF.	FA 60 015 00	FA 60 015 01
CE UKCA	EN 795 Type B TS 16415 Type B	---
	x2	x2
MAT.	ALU	STEEL
R (kN) / MBS (kN)	13 kN / 20 kN	---
	--- 600 mm → 1250 mm	--- 85 mm → 550 mm
Kg	4.75 KG	6.28 KG

KARIBA

NEW

FA 60 045 00

2 USERS



EN 795:2012 TYPE B



transport lanyard included



4x EN 795



REF.	FA 60 045 00
CE UKCA	EN 795 Type B TS 16415 Type B
	x2
MAT.	ALU / STEEL
R (kN) / MBS (kN)	12 kN / ---
	--- 0.42 m → 1.00 m
Kg	17.4 KG

CROSSLOOP

FA 60 040 00



250 mm + 500 mm + 750 mm

3 LOOPS LENGTHS INCLUDED



8.5 m cord included

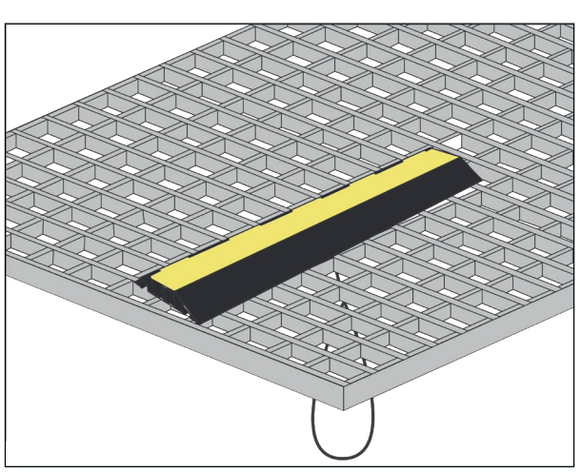

REF.	**FA 60 040 00**
CE UKCA	EN 795 Type B
	x1
MAT.	PA / STEEL / ALU
DIM.	500 x 220 mm
R (kN) / MBS (kN)	12 kN / 15 kN

+	3 different sized anchorage loops included, 8.5 m cord included
kg	3.75 KG

SlabGrab

COMING SOON
PROCHAINEMENT

FA 60 044 00

3 USERS



SKY GRAB

NEW

FA 60 046 00

SET OF 4 COMPONENTS



FA 60 046 01

+

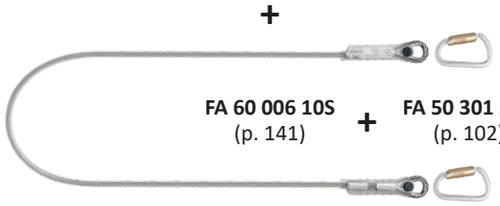

FA 60 006 10S (p. 141) + **FA 50 301 23B** (p. 102)





REF.	FA 60 044 00	FA 60 046 00
CE UKCA	EN 795 Type B TS 16415 Type B	EN 795 Type B
	x3	x1
MAT.	ALU / STEEL	INOX / 70 mm FA 60 006 10S PES FA 60 046 01
DIM.	820 x 155 x 150 mm	1.0 m
R (kN) / MBS (kN)	14 kN / ---	12 kN / 23 kN
	(1110 mm →1200 mm)	---
+	---	---
kg	7.64 KG	1.40 KG

WAVY 1

FA 60 026 00



WAVY 2

FA 60 034 00

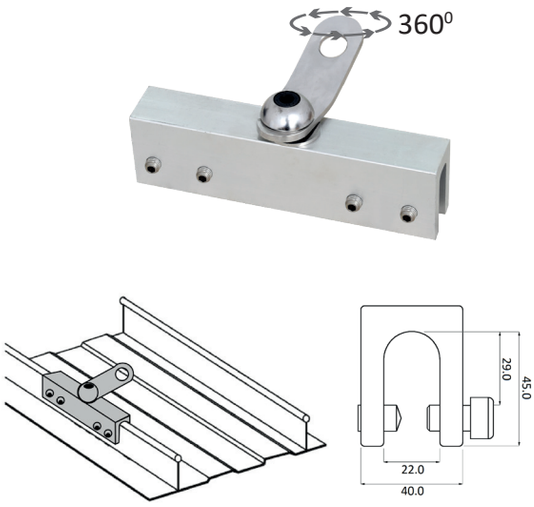

FA 60 012 00



WOSLING

FA 60 030 04

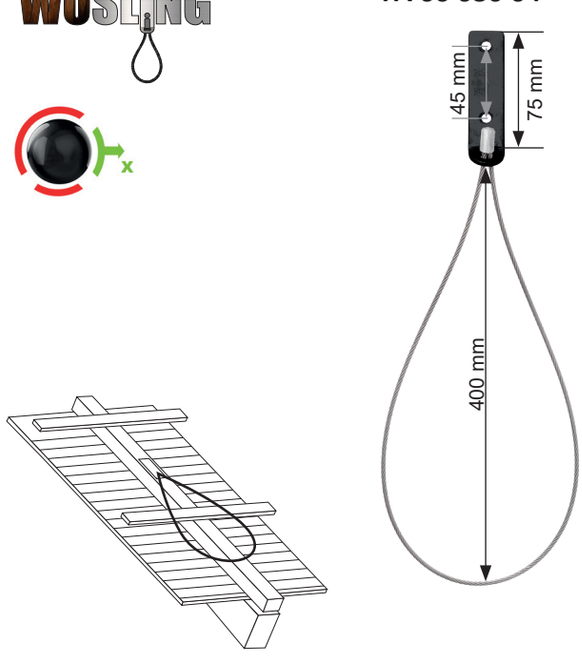

REF.	FA 60 026 00	FA 60 034 00	FA 60 012 00	FA 60 030 04
CE UKCA	EN 795 Type B	EN 795 Type A (not PPE)	EN 795 Type A (not PPE)	EN 795 Type A (not PPE)
	x1	x1	x1	x1
R (kN) / MBS (kN)	12 kN / 15 kN	12 kN / 15 kN	12 kN / 23 kN	12 kN / 15 kN
MAT.	ALU	ALU	STEEL	INOX / STEEL
	--- H = Max. 50 mm	---	--- Min. 80 x 80 mm	2x M8 Ø 9 mm x 75 mm
+	energy absorbing eye	360⁰	---	---
Kg	3.00 KG	0.83 KG	1.05 KG	0.27 KG

FA 60 320 00



FA 60 330 00



REF.	FA 60 320 00	FA 60 330 00
CE UKCA	EN 795 Type A TS 16415 Type A (not PPE)	EN 795 Type A TS 16415 Type A (not PPE)
	x4	x4
MAT.	INOX 316	INOX 316
DIM.	H: 240 mm 499 mm x 485 mm	H: 329 mm 650 mm x 485 mm
	16 rivets	4 x 4 screws
R (kN) / MBS (kN)	15 kN / 26 kN	15 kN / 26 kN
Kg	12.5 KG	12.5 KG

KORI FA 60 042 00



IBIS FA 60 041 00

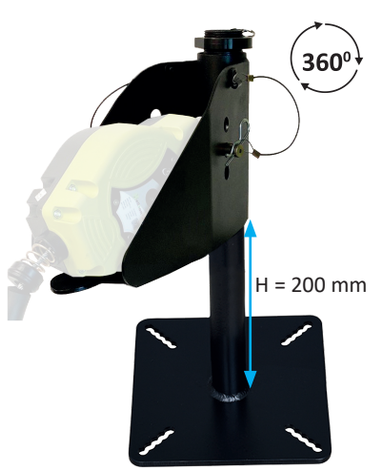

REF.	FA 60 042 00	FA 60 041 00
CE UKCA	EN 795 Type A (not PPE)	EN 795 Type A (not PPE)
	x1	x1
MAT.	INOX	STEEL
DIM.	H: 80 mm - 290 mm x 305 mm	275 mm x 275 mm
R (kN) / MBS (kN)	12 kN / 15 kN	12 kN / 15 kN
	2x M7x75 mm steel timber tek screws + 8x8 mm pop rivets	4x M12
+	energy absorbing eye	compatible with all KRATOS SAFETY blocks from 6 m to 30 m, except KRONOS and TRITON blocks
Kg	2.00 KG	12.00 KG

GRAB N SLIDE

FA 60 008 00

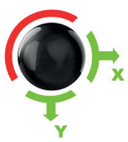



ZONE 1



WEAR PADS

FA 60 008 01



REF.	FA 60 008 00	FA 60 008 01
CE UKCA	EN 795 Type B	EN 795 Type B
	x1	x1
MAT.	ALU	ALU
DIM.	---	---
R (kN) / MBS (kN)	12 kN / 23 kN	12 kN / 23 kN
	--- 100 mm → 350 mm	--- 70 mm → 150 mm
Kg	1.85 KG	1.60 KG

GRAB N ROLL

FA 60 008 03



ZONE 1



FA 60 008 04



30 kV

REF.	FA 60 008 03	FA 60 008 04
CE UKCA	EN 795 Type B	EN 795 Type B
	x1	x1
MAT.	ALU / STEEL / INOX	ALU / INOX
DIM.	---	---
R (kN) / MBS (kN)	12 kN / 23 kN	12 kN / 23 kN
	--- 80 mm → 250 mm	--- 80 mm → 250 mm
+	---	MAX. DIELECTRIC RESISTANCE = 30 kV
Kg	3.90 KG	3.70 KG

VERTI GRAB

COMING SOON
PROCHAINEMENT

FA 60 008 05







PISE

FA 60 033 19







REF.	FA 60 008 05	FA 60 033 19
CE UKCA	EN 795 Type B	EN 795 Type B TS 16415 Type B
	x1	x4
MAT.	ALU / STEEL	STEEL
R (kN) / MBS (kN)	12 kN / 23 kN	15 kN / ---
DIM.	---	H 0.73m
	90mm → 340mm	150mm → 220mm
+	VERTICAL USE	---
Kg	2.60 KG	12.80 KG

FA 60 011 00



FA 60 014 00

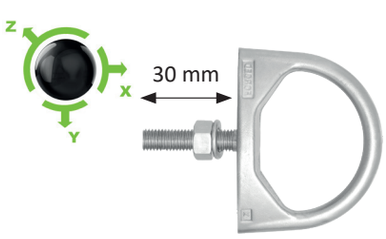

FA 60 014 01



FA 60 009 00



REF.	FA 60 011 00	FA 60 014 00	FA 60 014 01	FA 60 009 00
CE UKCA	EN 795 Type A (not PPE)	EN 795 Type A TS 16415 Type A (not PPE)	EN 795 Type A TS 16415 Type A (not PPE)	EN 795 Type A TS 16415 Type A (not PPE)
	x1	x4	x4	x3
MAT.	INOX	STEEL	STEEL	ALU
DIM.	53 mm / 115 mm	100 x 76 mm	100 x 76 mm	135 x 70 x 70 mm
R (kN) / MBS (kN)	12 kN / 23 kN	12 kN / 23 kN	12 kN / 23 kN	12 kN / 23 kN
	M12 Ø 13 mm x 115 mm	M12 Ø 13 mm x 10 mm	---	2x M12 ---
+	---	---	---	---
Kg	0.26 KG	0.53 KG	0.37 KG	0.33 KG



FA 60 027 10
FA 60 027 12



FA 60 027 10A
FA 60 027 12A



FA 60 028 14



REF.	FA 60 027 10 | FA 60 027 12	FA 60 027 10A | FA 60 027 12A	FA 60 028 14
CE UKCA	EN 795 Type A (not PPE)	EN 795 Type A (not PPE)	EN 795 Type A (not PPE)
	x1	x1	x1
MAT.	INOX	STEEL	INOX
DIM.	57 x 45 x 32 mm	57 x 45 x 32 mm	---
R (kN) / MBS (kN)	12 kN / 23 kN	12 kN / 23 kN	12 kN / 23 kN
	M10 | M12 ---	M10 | M12 ---	2x M12 ---
+	---	---	---
Kg	0.06 KG	0.06 KG	0.31 KG

IN LOCK-1

FA 60 018 00





IN LOCK-2

FA 60 019 00
FA 60 019 01



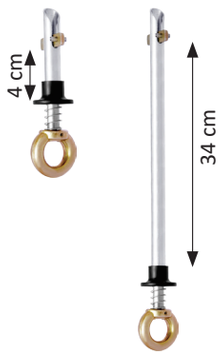

REF.	FA 60 018 00	FA 60 019 00 | FA 60 019 01
CE UKCA	EN 795 Type B	EN 795 Type B
	x1	x1
MAT.	ALU / INOX	STEEL / INOX
DIM.	---	4.0 cm | 34.0 cm
R (kN) / MBS (kN)	12 kN / 15 kN	12 kN / 23 kN
	CONCRETE Ø 18 mm - 19 mm x 110 mm	Ø 22 mm
+	---	---
Kg	0.15 KG	0.55 KG | 1.25 KG

IN LOCK-3

FA 60 038 00

FA 60 038 01

SET OF 3 PCS.



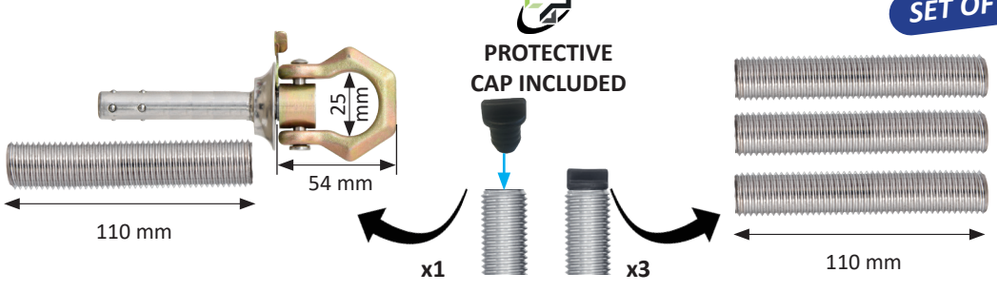

REF.	FA 60 038 00	FA 60 038 01
CE UKCA	EN 795 Type A (not PPE)	---
	x1	x1
MAT.	STEEL / INOX	INOX
DIM.	54 mm / 110 mm	110 mm
R (kN) / MBS (kN)	12 kN / 23 kN	12 kN / 23 kN
	CONCRETE Ø 20 mm x 150 mm	CONCRETE Ø 20 mm x 150 mm
+	protective cap included	3 protective caps included
Kg	0.34 KG	0.49 KG

CATCH'UP

NEW

FA 60 047 00

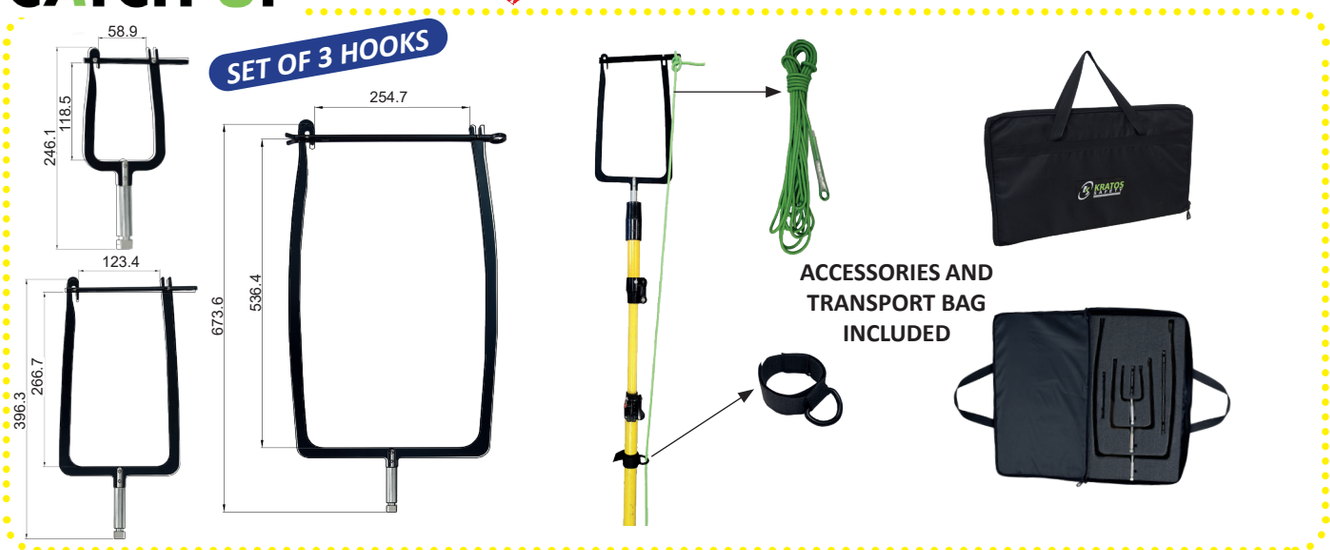

REF.	FA 60 047 00
CE UKCA	---
MAT.	ALU
	SMALL: Ø 40 mm MEDIUM: Ø 120 mm BIG: Ø 240 mm
+	FA 60 016 05
Kg	SMALL: 0.20 KG MEDIUM: 0.32 KG BIG: 0.58 KG



JET

FA 60 037 12





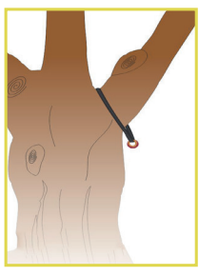

REF.	FA 60 037 12
CE UKCA	EN 795 Type B
	x1
LG.	1.2 m
MAT.	ALU / 45 mm PES
R(kN) / MBS (kN)	18 kN / 23 kN
+	---
Kg	0.37 KG

FA 60 016 05



50 kV

FA 60 016 01



EXTENSION

REF.	FA 60 016 05	FA 60 016 01
CE UKCA	---	---
MAT.	FIBERGLASS	FIBERGLASS
LG.	2 m → 8 m	1 m
MAX kg	6 KG	6 KG
	---	---
+	MAX. DIELECTRIC RESISTANCE = 50 kV	MAX. DIELECTRIC RESISTANCE = 50 kV
Kg	5.10 KG	0.42 KG

FA 60 016 02

HANG'UP

FA 60 016 06



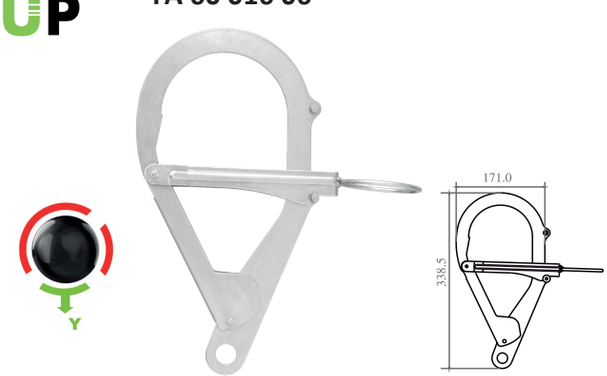

REF.	FA 60 016 02	FA 60 016 06
CE UKCA	EN 795 Type B	EN 795 Type B
	22 kN / 60 mm	23 kN / 95 mm
MAT.	ALU	STEEL
+	FA 60 016 05	FA 60 016 05
Kg	0.49 KG	0.88 KG



FA 60 005 06



FA 60 005 08



FA 60 005 12



FA 60 005 15



FA 60 005 20



FA 60 005 30



REF.	FA 60 005 XX
CE UKCA	EN 795 Type B EN 566
	x1
LG.	0.6 m | 0.8 m | 1.2 m | 1.5 m | 2.0 m | 3.0 m
MAT.	20 mm PES
R(kN) / MBS (kN)	22 kN / 30 kN
kg	0.07 KG | 0.09 KG | 0.13 KG | 0.16 KG | 0.21 KG | 0.33 KG

FA 60 004 15





FA 60 006 10
FA 60 006 20







UV-resistant sheath

FA 60 029 05
FA 60 029 10





FA 60 006 10S
FA 60 006 20S
FA 60 006 40S







UV-resistant sheath



protective sleeve at each end

REF.	FA 60 004 15	FA 60 029 XX	FA 60 006 XX | FA 60 006 XXS
CE UKCA	EN 795 Type B	EN 795 Type B	EN 795 Type B | EN 795 Type B EN 354
	x1	x1	x1
LG.	1.5 m	Max. 5.0 m | Max. 10.0 m	1.0 m 2.0 m | 1.0 m 2.0 m 4.0 m
MAT.	45 mm PES	45 mm PES	PVC / STEEL | PVC / SNOX
R(kN) / MBS (kN)	18 kN / 30 kN	18 kN / 19 kN	12 kN / 25 kN | 12 kN / 25 kN
+	---	---	---
Kg	0.31 KG	0.61 KG | 0.98 KG	0.56 KG 0.80 KG | 0.46 KG 0.74 KG 1.40 KG

FA 60 007 03
+
2x FA 60 032 00
+
FA 60 901 06*

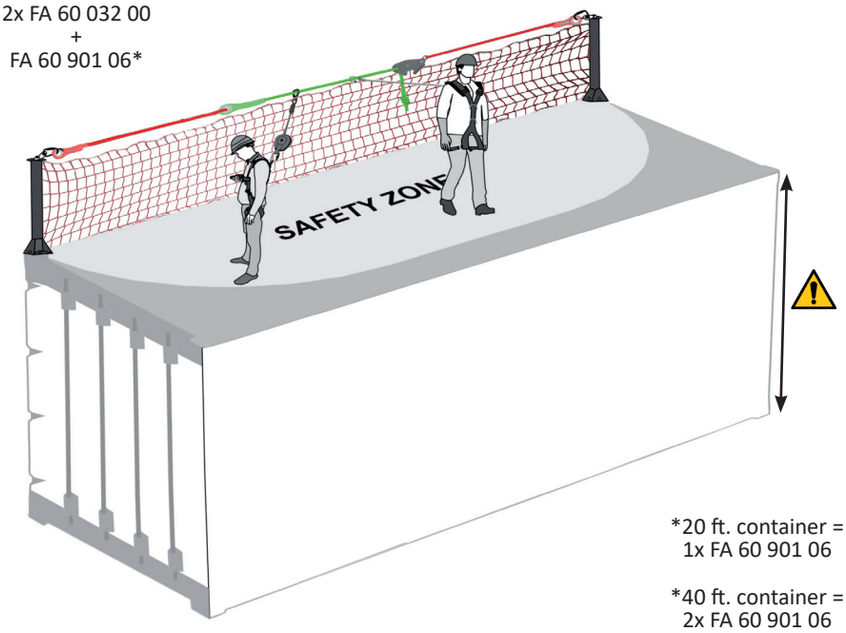

*20 ft. container =
1x FA 60 901 06

*40 ft. container =
2x FA 60 901 06

FA 60 007 03
+
2x FA 60 032 00

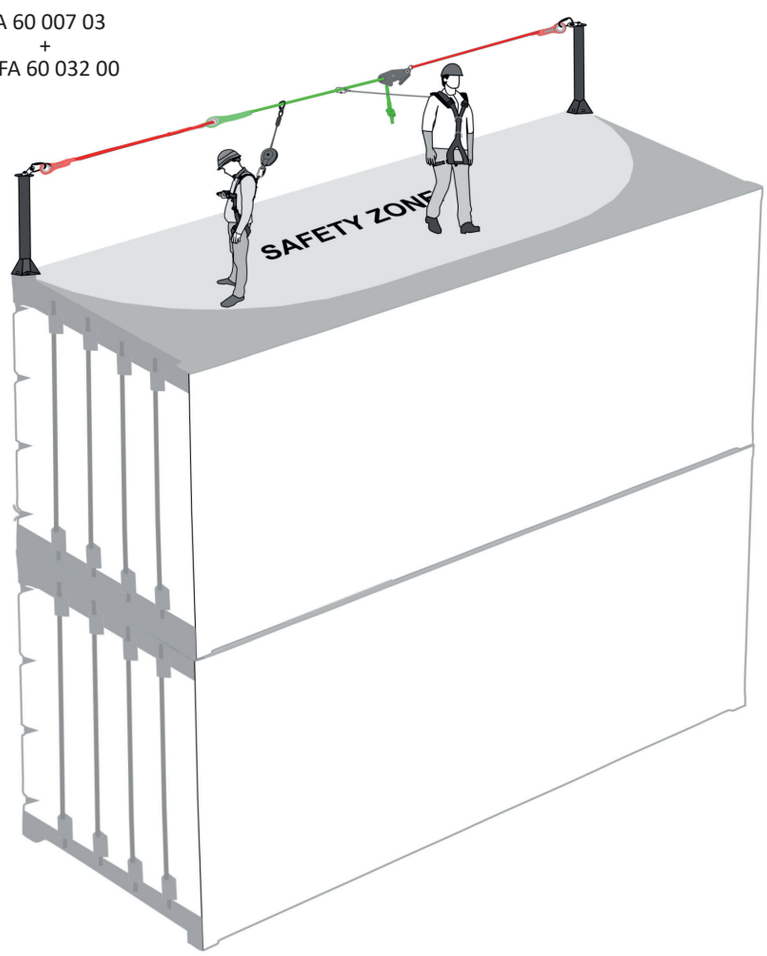

POST LINE

FA 60 007 03

MAXI 14 M

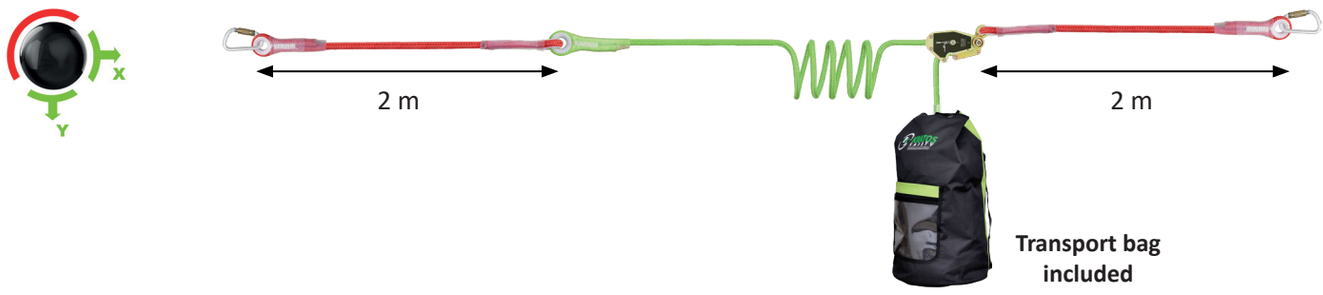

CONTE POST **FA 60 032 00**



FA 60 901 06

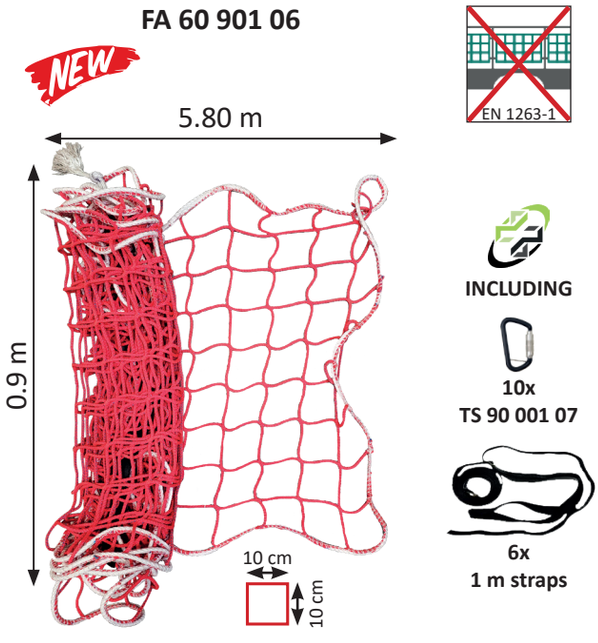

REF.	FA 60 007 03	FA 60 032 00	FA 60 901 06
CE UKCA	PPE Regulation (EU) 2016/425 Annex II using EN 795 Type C TS 16415 Type C	EN 795 Type B	---
	x2	x1	---
MAT.	16 mm PES	STEEL	HD PE
R (kN) / MBS (kN)	18 kN / 23 kN	12 kN / 15 kN	---
MAT.	STEEL / STEEL	---	ALU / ---
LG. / f MIN. → MAX.	5.0 m → 14.0 m / 1.40 m → 2.80 m	---	---
	ISO Container	ISO Container	20 ft ISO Container = 1 pc. 40 ft ISO Container = 2 pcs.
+	---	360°	---
Kg	9.27 KG	14.53 KG	

ECO LINE

FA 60 007 00

MAXI 20 M

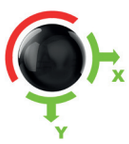





2x
FA 50 101 17
INCLUDED



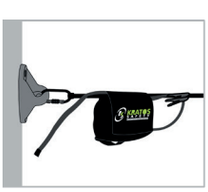

or

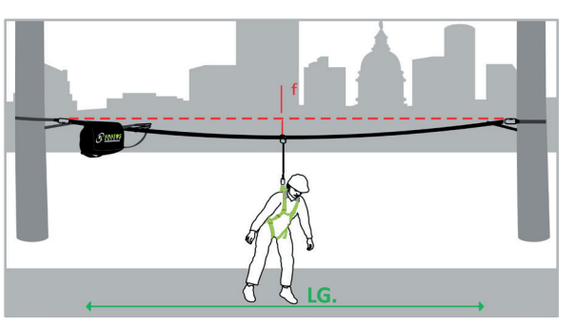

or

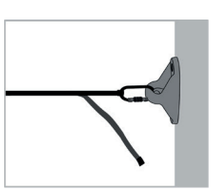

FA 60 900 00



TENSION INDICATOR

REF.	FA 60 007 00	FA 60 900 00
CE UKCA	PPE Regulation (EU) 2016/425 Annex II using EN 795 Type C TS 16415 Type C	---
	x2	---
MAT.	30 mm PES	INOX
R (kN) / MBS (kN)	18 kN / 23 kN	--- / 25 kN
MAT.	STEEL	---
LG. / f MIN. → MAX.	2.0m → 20.0m / 0.8m → 3.2m	---
+	---	---
Kg	3.43 KG	0.53 KG

O-LINE

FA 60 007 01

MAXI 25 M

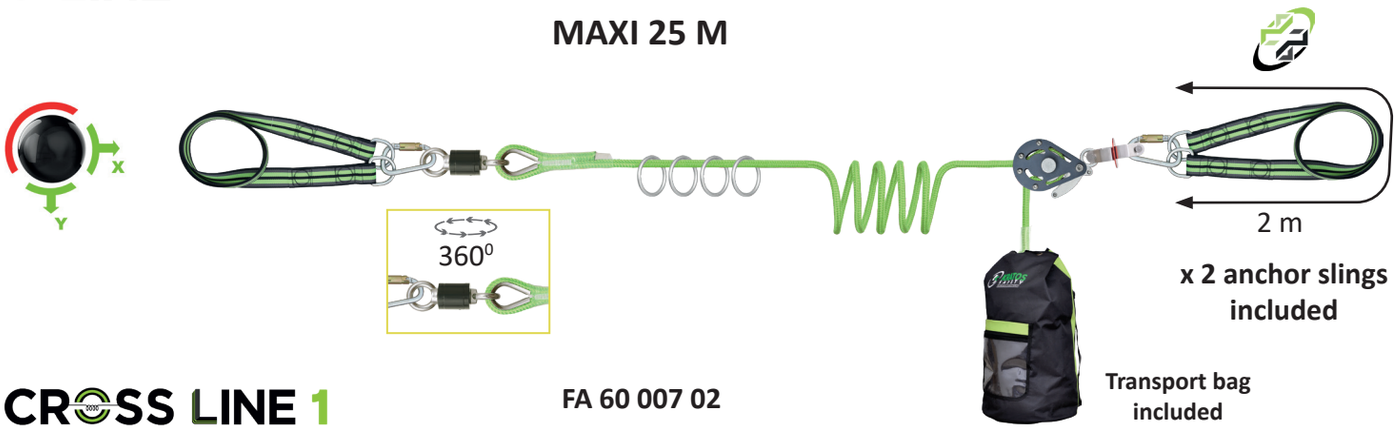

x 2 anchor slings included

Transport bag included

CROSS LINE 1

FA 60 007 02

MAXI 25 M

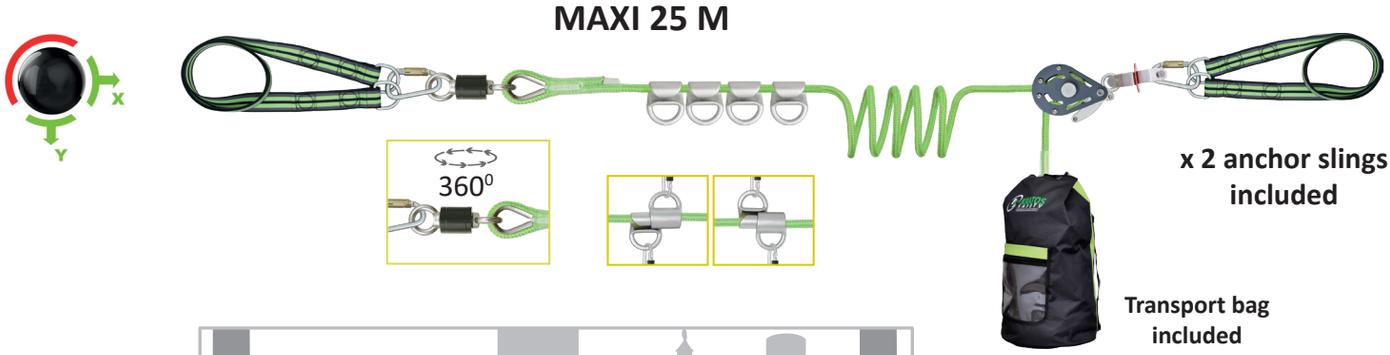

x 2 anchor slings included

Transport bag included

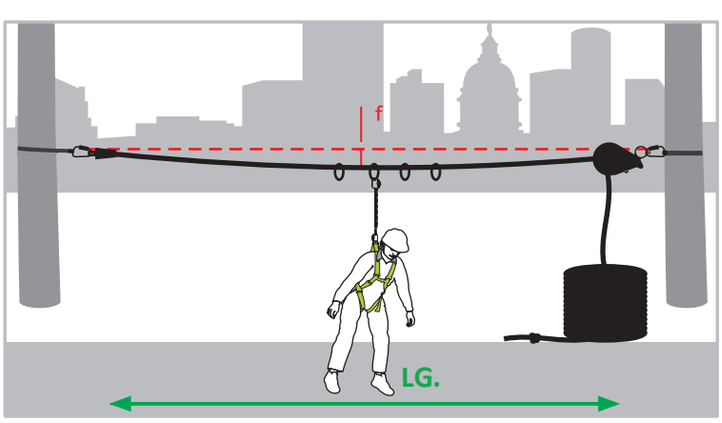

REF.	FA 60 007 01	FA 60 007 02
CE UKCA	PPE Regulation (EU) 2016/425 Annex II using EN 795 TS 16415 Type C	PPE Regulation (EU) 2016/425 Annex II using EN 795 Type C TS 16415 Type C
	x4	x4
MAT.	⊙ 16 mm PES	⊙ 16 mm PES
R (kN) / MBS (kN)	18 kN / 23 kN	18 kN / 23 kN
MAT.	STEEL / ALU & INOX	STEEL / ALU & INOX
LG. / f MIN. → MAX.	5.0 m → 25.0 m / 1.20 m → 4.83 m	5.0 m → 25.0 m / 1.20 m → 4.83 m
+	TENSION INDICATOR	TENSION INDICATOR
kg	9.27 KG	10.10 KG

CROSS LINE 2

FA 60 007 04

MAXI 45 M

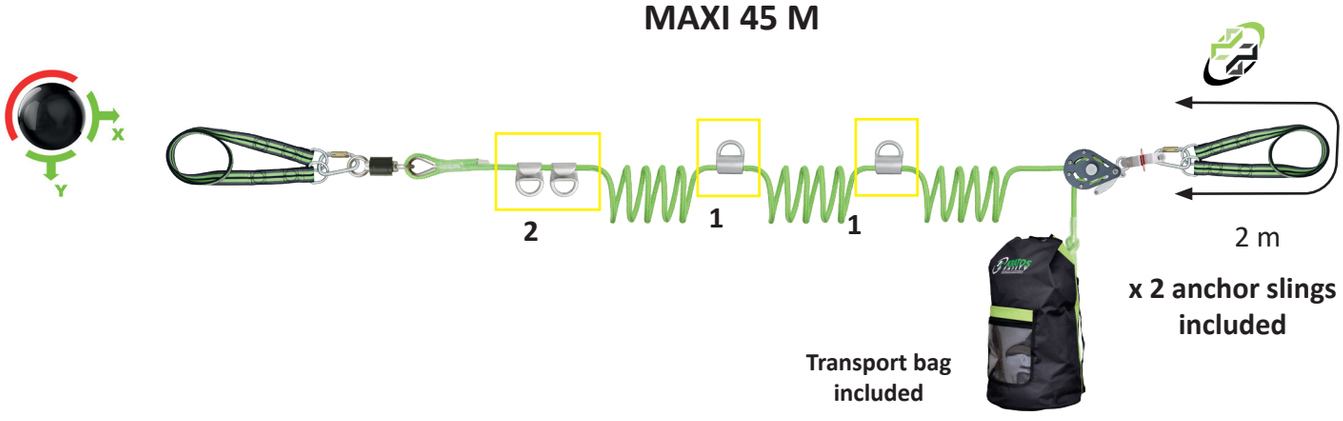

FOR 45 M:



1 intermediate (x2)



2 anchor point (x2)



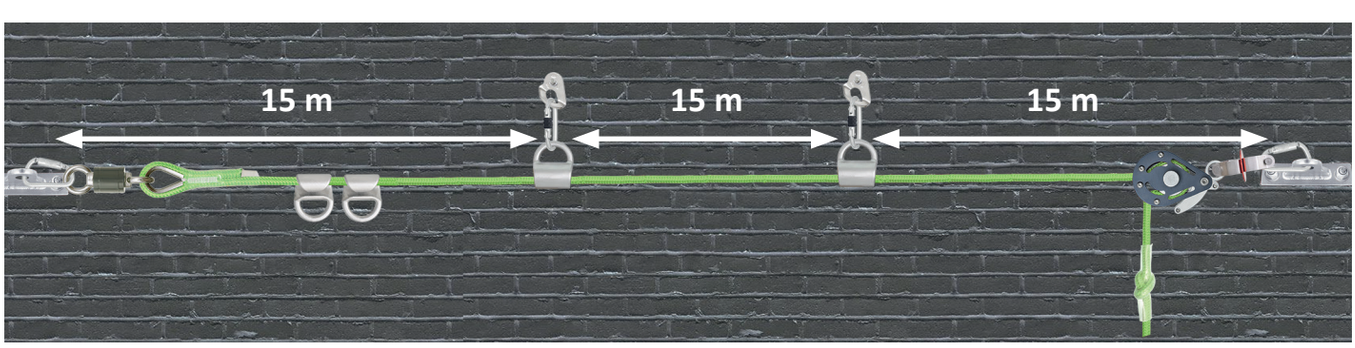

REF.	**FA 60 007 04**
CE UKCA	PPE Regulation (EU) 2016/425 Annex II using EN 795 Type C TS 16415 Type C
	x2 (0-45 m) x3 (0-30 m) x4 (0-25 m)
MAT.	⊙ 16 mm PES
R (kN) / MBS (kN)	18 kN / 23 kN
MAT.	STEEL / ALU & INOX
LG. / f MIN. → MAX.	5.0 m → 45.0 m / 1.45 m → 7.83 m
+	TENSION INDICATOR
kg	14.11 KG

COOL LINE

FA 60 033 18

MAXI 18 M





FA 60 033 19
(p. 135)

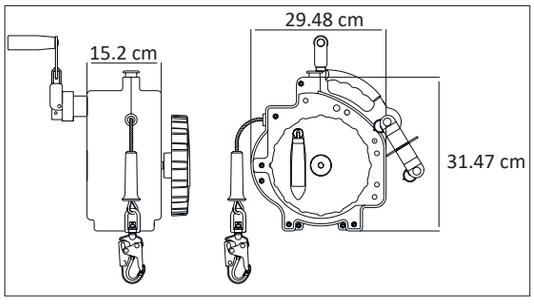

REF.	FA 60 033 18
CE UKCA	PPE Regulation (EU) 2016/425 Annex II using EN 795 Type C TS 16415 Type C
	x2
MAT.	PA / STEEL Ø 6.0 mm
R (kN) / MBS (kN)	13 kN / 23 kN
MAT.	STEEL
LG. / f MIN. → MAX.	5.0 m → 18.0 m / 1.23 m → 2.59 m
+	TENSION INDICATOR
Kg	14.39 KG

T-LINE SAFETY SYSTEM

NEW

FA 60 039 12
FA 60 039 12S INOX
FA 60 039 24
FA 60 039 24S INOX

FALL ARREST
2-IN-1
ANCHOR LINE

INCLUDED



2X FA 60 039 01



FA 60 039 12
FA 60 039 12S

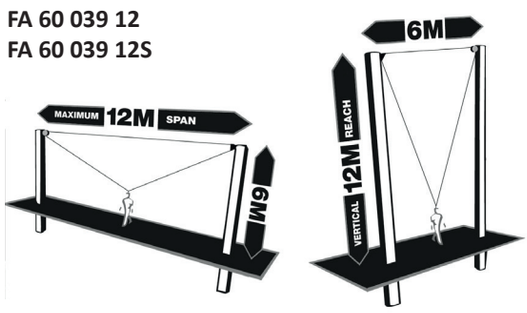

FA 60 039 24
FA 60 039 24S

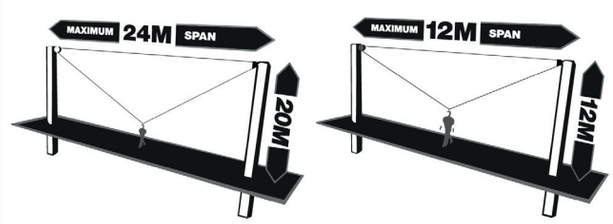

COMING SOON
PROCHAINEMENT

I-BEAM OPTION



FA 60 039 02



160→240 mm

REF.	FA 60 039 12 FA 60 039 12S	FA 60 039 24 FA 60 039 24S
CE UKCA	EN 360	
	x1	
MAT.	PA / STEEL FA 60 039 12 / FA 60 039 24 INOX FA 60 039 12S / FA 60 029 24S Ø 4.5 mm	
R (kN) / MBS (kN)	12 kN / 17 kN	
MAT.	STEEL FA 60 039 12 / FA 60 039 24 INOX FA 60 039 12S / FA 60 029 24S	
DIM.	↔ 12 m ↕ 6 m ↔ 6 m ↕ 12 m	↔ 24 m ↕ 20 m ↔ 12 m ↕ 12 m
ARREST DISTANCE	1.80 m	
+	Reduced arrest distance Horizontal & vertical movement	
Kg	18.13 KG 18.13 KG	19.53 KG 19.53 KG

REF.	FA 60 039 02
CE UKCA	EN 795 Type A
	x1
MAT.	STEEL
R (kN) / MBS (kN)	12 kN / 23 kN
	--- 160 mm → 240 mm
+	For horizontal or vertical I-beams
Kg	4.35 KG

T-LINE SAFETY SYSTEM

NEW

FA 60 039 12W
FA 60 039 12WS INOX
FA 60 039 24W
FA 60 039 24WS INOX

FALL ARREST
3-IN-1
ANCHOR LINE
+
RESCUE SYSTEM

INCLUDED



2X FA 60 039 01



FA 60 039 12W
FA 60 039 12WS

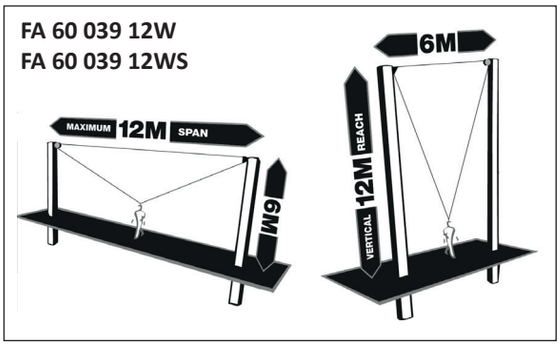

FA 60 039 24W
FA 60 039 24WS

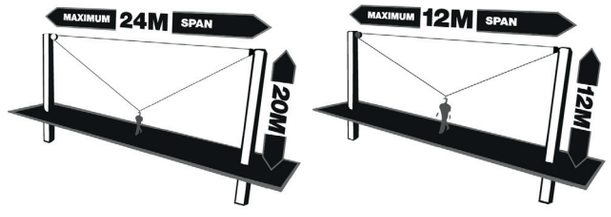

REF.	FA 60 039 12W FA 60 039 12WS	FA 60 039 24W FA 60 039 24WS
CE UKCA	EN 360 EN 1496 Class A	
	x1	
MAT.	PA / STEEL FA 60 039 12 / FA 60 039 24 INOX FA 60 039 12S / FA 60 029 24S Ø 4.5 mm	
R (kN) / MBS (kN)	12 kN / 17 kN	
MAT.	STEEL FA 60 039 12 / FA 60 039 24 INOX FA 60 039 12S / FA 60 029 24S	
DIM.	12 m × 6 m 6 m × 12 m	24 m × 20 m 12 m × 12 m
ARREST DISTANCE	1.80 m	
+	Reduced arrest distance Horizontal & vertical movement Integrated rescue system	
Kg	20.10 KG 20.10 KG	21.50 KG 21.50 KG

COMING SOON
PROCHAINEMENT

I-BEAM OPTION



FA 60 039 02

KS 4000

ZONE 1

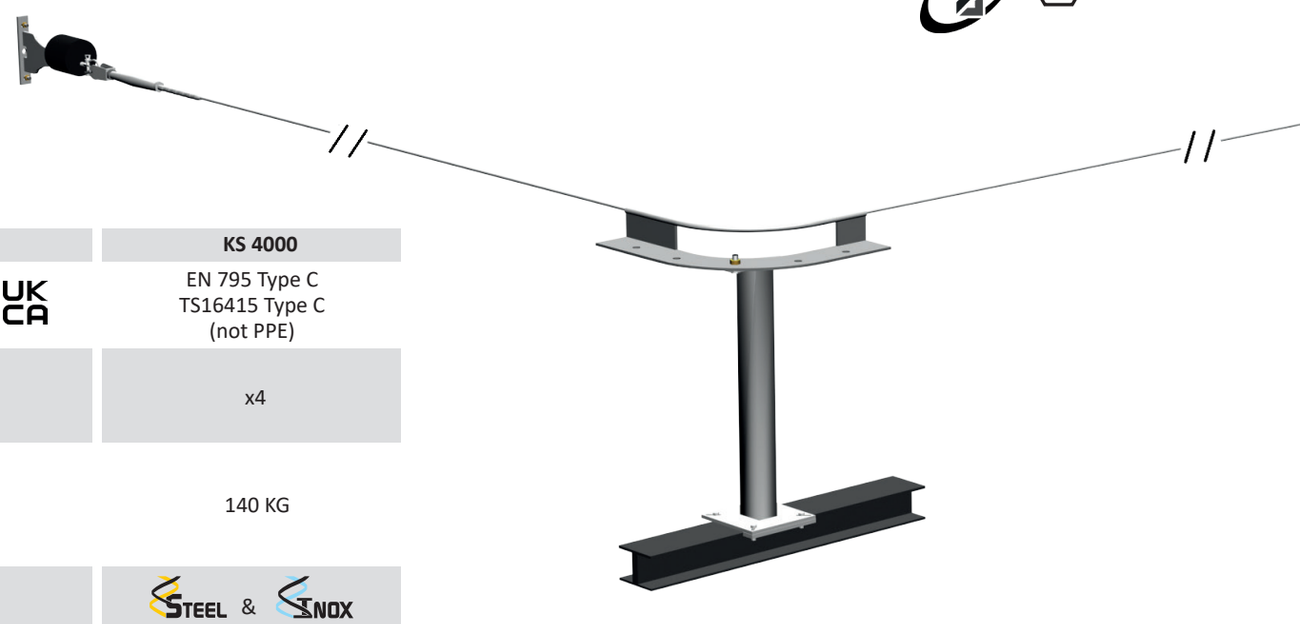

REF.	KS 4000
CE UKCA	EN 795 Type C TS16415 Type C (not PPE)
	x4
KG	140 KG
MAT.	STEEL & SNOX
R (kN)	> 28 kN

KITS PRÊTS À L'EMPLOI | READY TO USE SETS | KITS LISTOS PARA EL USO

FA 60 200 00 12,42 KG



5 M TO 15 M









| KIT PRONTI ALL'USO | EINSATZFERTIGE KITS

FA 60 200 01 17,19 KG



16 M TO 30 M





KS 5000

REF.	KS 5000
CE UK CA	EN 795 Type D TS 16415 Type D (not PPE)
	x6
KG	140 KG
MAT.	ALU / INOX / STEEL
R (kN)	> 28 kN

6 USERS





PLUS D'INFORMATIONS / FURTHER INFORMATION / MÁS INFORMACIÓN / PER MAGGIORI INFORMAZIONI / FÜR MEHR INFORMATIONEN



Installation murale en retrait /
Wall mounted installation
(with recess)



Installation à fleur de mur /
Wall mounted installation
(flush type)



Installation au sol /
Floor mounted installation



Installation au plafond /
Ceiling mounted installation

SUITABLE FOR WORK IN SUSPENSION



KRATOS SAFETY	689 CHEMIN DU BUCLAY LIEU-DIT LA MURIÈRE 38540 HEYRIEUX - FRANCE TEL : +33 (0)4 72 48 78 27	CE UK CA
INSTALLED BY		
PRODUCT / SYSTEM		
STANDARD / NORM		
BATCH AND YEAR OF MANUFACTURE		
LENGTH (in M)	CLEARANCE:	
INSTALLATION DATE / REFERENCE		MAXIMUM NUMBER OF USERS:
ACCEPTANCE DATE		
INSPECTION DATE		

REF. FA 20 902 00

KRATOS SAFETY
SOLUTIONS FOR LIFE

ACCÈS SUR CORDE
ROPE ACCESS
ACCESO MEDIANTE CUERDA
ACCESSO SU FUNE
ZUGANG AM SEIL





FA 70 004 00





FA 70 001 00





FA 70 021 00



REF.	FA 70 004 00	FA 70 001 00	FA 70 021 00
CE UKCA	---	EN 341 Class 2A (maxi 130 kg) EN 12841 Type C (maxi 200 kg)	EN 341 Class 2B (maxi 150 kg) EN 12841 Type C (maxi 150 kg)
MAT.	ALU	ALU	ALU
MAT. ⊙	PA ⊙ Ø 9 - 11 mm	PA ⊙ Ø 10.5 - 12 mm	PA ⊙ Ø 10.5 - 12 mm
m/s	---	2 m/s	2 m/s
+	EN 15151-2	---	EN 341 §5.4.4: -20°C
Kg	0.14 KG	0.35 KG	0.48 KG

FA 70 002 00



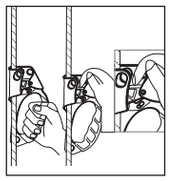

FA 70 003 00



FA 70 015 00



REF.	FA 70 002 00	FA 70 003 00	FA 70 015 00
CE UKCA	EN 567	EN 567	EN 567
MAT.	ALU	ALU	ALU
MAT. ⊙	PA ⊙ Ø 10.5 - 12 mm	PA ⊙ Ø 10.5 - 12 mm	PA ⊙ Ø 10.5 - 12 mm
	L	R	---
Kg	0.22 KG	0.22 KG	0.16 KG

FA 70 000 98A



FA 70 000 98

FA 70 010 99
FA 70 011 99
FA 70 012 99



FA 50 219 14B



REF.	FA 70 000 98A	FA 70 010 99	FA 70 011 99	FA 70 012 99	FA 50 219 14B
DIA.	LG. 1 m Ø 10.5 mm or 11.0 mm or 12.0 mm	Ø 10.5 mm	Ø 11.0 mm	Ø 12.0 mm	---
CE UKCA	EN 1891	EN 1891			EN 362 Class B
MAT.	PA	PA			ALU
	---	---	---	---	23 kN / 14 mm
kg	---	0.073 KG/M	0.077 KG/M	0.085 KG/M	0.10 KG

FA 70 013 00

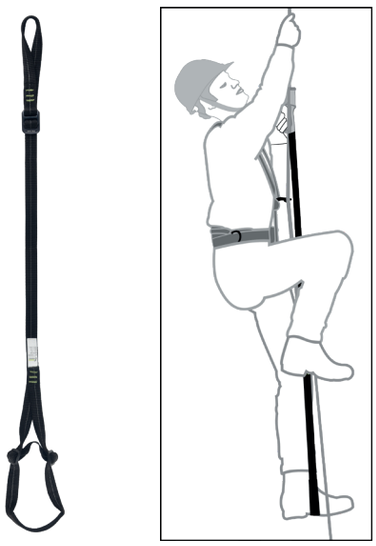

FA 70 033 10



REF.	FA 70 013 00	FA 70 033 10
LG.	1.0 m - 1.5 m	1.10 m
CE UKCA	---	EN 358
MAT.	20 mm PES / ALU	PA dynamic Ø 10.5 mm
kg	0.15 KG	X.XX KG

FA 70 008 00



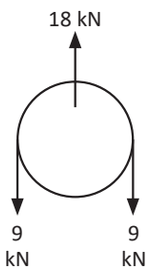

FA 70 008 01



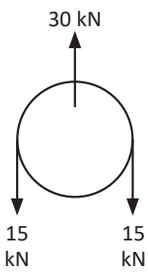

FA 70 008 02



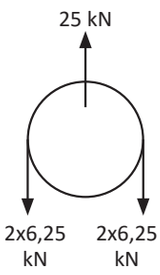

REF.	FA 70 008 00	FA 70 008 01	FA 70 008 02
CE UKCA	---	EN 12278	EN 12278
MAT.	ALU	ALU	ALU
MAT. ø	ALU Ø21 mm	INOX Ø25 mm	INOX Ø29 mm
BEARING TYPE	Dry Bearing	Ball Bearing	Ball Bearing
MAT.	PA PES Ø 9-12 mm	PA PES Ø 9-12 mm	PA PES Ø 9-12 mm
MBS (kN)/WL (kN)	18 kN / 5 kN	30 kN / 7 kN	25 kN / 8 kN
+	---	---	---
Kg	0.08 KG	0.16 KG	0.25 KG

FA 70 016 01



FA 70 016 00



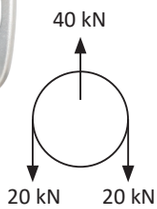

FA 70 017 01



FA 70 017 00



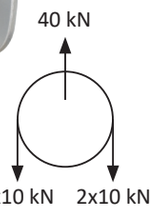

FA 70 023 01



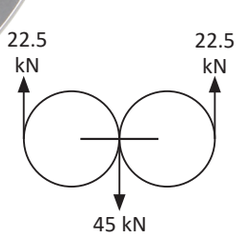

REF.	FA 70 016 00 | FA 70 016 01	FA 70 017 00 | FA 70 017 01	FA 70 023 01
CE UKCA	EN 12278	EN 12278	EN 12278
MAT.	ALU	ALU	INOX
MAT. ø	ALU Ø45 mm | INOX Ø45 mm	ALU Ø45 mm | INOX Ø45 mm	INOX Ø29 mm
BEARING TYPE	Dry Bearing | Ball Bearing	Dry Bearing | Ball Bearing	Ball Bearing
MAT.	PA PES Ø 9-16 mm	PA PES Ø 9-16 mm	PA PES Ø 9-12 mm
MBS (kN)/WL (kN)	40 kN / 10 kN	40 kN / 10 kN	45 kN / 10 kN
Kg	0.25 KG | 0.44 KG	0.45 KG | 0.76 KG	0.35 KG

NEW **FA 70 034 00**

ROLS



UIAA

65 kN

FORGED

32,5 kN — 32,5 kN

NEW **FA 70 035 00**

ROLS Twin



UIAA

45 kN

FORGED

2x11,25 kN — 2x11,25 kN

NEW **FA 70 036 00**

ROLS Kat



UIAA

65 kN

FORGED

32,5 kN — 32,5 kN

REF.	FA 70 034 00	FA 70 035 00	FA 70 036 00
CE UKCA	EN 12278	EN 12278	EN 12278
MAT.	ALU	ALU	ALU
MAT. ø	ALU Ø 45 mm	ALU Ø 45 mm	INOX Ø 42 mm
BEARING TYPE	Ball Bearing	Ball Bearing	Ball Bearing
MAT.	PA PES Ø 9-12 mm	PA PES Ø 9-12 mm	PA PES Ø 9-13 mm
MBS (kN)/WL (kN)	65 kN / 10 kN	45 kN / 10 kN	50 kN / 10 kN
+	UIAA, forged	UIAA, forged	UIAA, forged
kg	0.27 KG	0.44 KG	0.33 KG

FA 70 006 00



FA 70 007 00



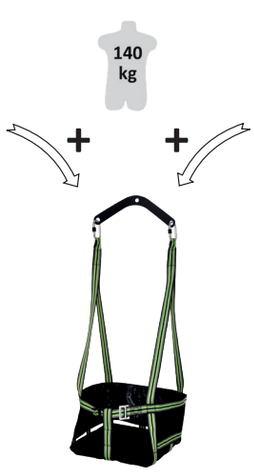

FA 70 007 01



REF.	FA 70 006 00	FA 70 007 00	FA 70 007 01
CE UKCA	---	---	---
MAT.	45 mm PES & ALU & STEEL	45 mm PES	STEEL
kg	1.30 KG	3.70 KG	1.0 KG

KRATOS SAFETY
SOLUTIONS FOR LIFE

SAUVETAGE & ÉVACUATION
RESCUE & EVACUATION
RESCATE Y EVACUACIÓN
SALVATAGGIO E EVACUAZIONE
RETTUNG-BERGUNG



www.kratossafety.com
KRATOS SAFETY
SOLUTIONS FOR LIFE
Lift KES-Q
FA 70 201 00
MADE IN EU
CE 0511
check annually!
Temperature: min -40°C
Type.
Lift KES-Q



FA 70 201 00

Lift RES-Q

FA 70 201 20
FA 70 201 40









REF.	FA 70 201 00	FA 70 201 20 | FA 70 201 40
CE UKCA	EN 341 Class 1A EN 1496 Class B EN 12841 Type C (1 person)	EN 341 Class 1A EN 1496 Class B EN 12841 Type C (1 person)
	x2	x2
MAT.	ALU & STEEL	ALU & STEEL
MAT.	ALU	ALU
MAT. LG.	---	PA 9,6 mm 20 m | 40 m
m/s	1 to 1.5 m/s (Max. 225 KG)	1 to 1.5 m/s (Max. 225 KG)
MAX.	500 m	500 m
+	---	* transport bag included
kg	4 KG	5.82 KG | 7.07 KG

FA 70 111 00

RES-Q 2

NEW





*

FA 70 111 20
FA 70 111 40

NEW



OPTION



SEALPACK

Sac de mise sous vide
Vacuum packing
Bolsa de puesta en vacío
Sacca sottovuoto
Vakuumbeutel

10 YEARS
MAINTENANCE-FREE

REF.	FA 70 111 00	FA 70 111 20 | FA 70 111 40
CE	EN 341 Class 1B	EN 341 Class 1B
	x1	x1
MAT.	ALU & STEEL	ALU & STEEL
MAT.	ALU	ALU
MAT. LG.	---	PA 9,6 mm 20 m | 40 m
m/s	<2 m/s (Max. 141 KG)	<2 m/s (Max. 141 KG)
MAX.	250 m	250 m
+	---	* transport bag included
Kg	1.2 KG	3.00 KG | 4.30 KG

FA 70 109 99



FA 70 109 98

SET OF 2 MANUFACTURED ENDS + 2x FA 50 220 21



FA 70 109 20
FA 70 109 40



REF.	FA 70 109 99	FA 70 109 98	FA 70 109 20 | FA 70 109 40
CE UKCA	EN 1891 Type A	EN 1891 Type A	EN 1891 Type A
MAT.	---	ALU	ALU
MAT. LG.	PA 9,6 mm 1 m	PA 9,6 mm 2x1 m	PA 9,6 mm 20 m | 40 m
Kg	0.08 KG/M	0.42 KG	1.71 KG | 3.20 KG





KIT UNIVERSEL D'ÉVACUATION MANUELLE / UNIVERSAL KIT OF MANUAL EVACUATION / KIT UNIVERSAL DE EVACUACIÓN MANUAL / KIT UNIVERSALE DI EVACUAZIONE MANUALE / UNIVERSALSET FÜR MANUELLE BERGUNG

FA 70 027 20
FA 70 027 30
FA 70 027 50



OPTION



FA 70 020 00
(p. 166)

FA 50 218 60
(p. 107)

1- FA 50 302 22B (x4)	EN 362
2- FA 50 400 10	EN 362
3- FA 50 401 10	EN 362
4- FA 60 005 15 (x2)	EN 795 Type B, EN 566
5- FA 70 008 02 (x2)	EN 12278
6- FA 70 010 99 (05)	EN 1891 Type A
7- FA 70 010 99 (20/30/50 m)	EN 1891 Type A
8- FA 70 015 00 (x2)	EN 567
9- FA 70 021 00	EN 341 Class 2B EN 12841 Type C
10- FA 70 900 30/40/60	---
11- FA 90 106 00	---

REF.	FA 70 027 20	FA 70 027 30	FA 70 027 50
kg	5.10 KG	6.95 KG	8.63 KG

KIT D'AUTO-ÉVACUATION / SELF EVACUATION KIT / KIT DE AUTOEVACUACIÓN / KIT DI AUTOEVACUAZIONE / SELBSTRETTUNGSSET

FA 70 025 20
FA 70 025 30
FA 70 025 50



1- FA 50 302 22B (x5)	EN 362
2- FA 60 005 15 (x2)	EN 795 Type B, EN 566
3- FA 70 005 00	EN 1498 Class B
4- FA 70 010 99 (20/30/50)	EN 1891 Type A
5- FA 70 019 00	EN 1498 Class A
6- FA 70 021 00	EN 341 Class 2B EN 12841 Type C
7- FA 90 106 00	---

REF.	FA 70 025 20	FA 70 025 30	FA 70 025 50
Kg	4.80 KG	5.65 KG	7.33 KG



FA 70 031 00

Easylift

1- FA 50 400 10	EN 362
2- FA 50 401 10	EN 362
3- FA 70 008 02 (x2)	EN 12278
4- FA 70 010 99 (05)	EN 1891 Type A
5- FA 70 015 00 (x2)	EN 567





FA 70 020 00



+

OPTION
(p. 107)



Transport bag included

REF.	FA 70 031 00	FA 70 020 00
CE UKCA	---	---
MAT.		FIBERGLASS
LG. (MAX./MIN.)	1.20 m / 0.55 m	0.75 m > 3 m
kg	1.48 KG	0.90 KG

FA 70 032 00

FOR WIRE ROPE AND ROPE



REF.	FA 70 032 00
CE UKCA	PPE-R 11.115 (not PPE)
MAT.	ALU / STEEL
kg	0.34 KG

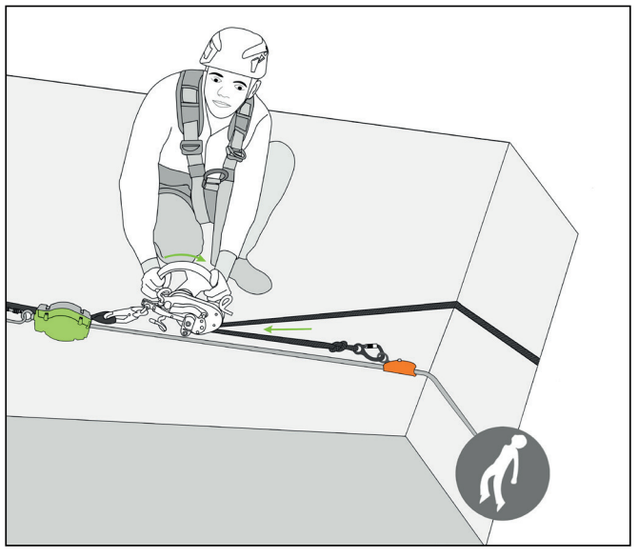

FA 70 005 00





FA 70 019 00



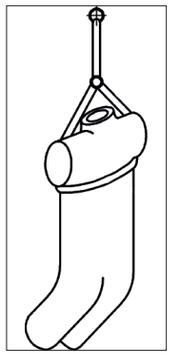

REF.	FA 70 005 00	FA 70 019 00
CE UKCA	EN 1498 Class B (not PPE)	EN 1498 Class A (not PPE)
MAT.	45 mm PES / STEEL	45 mm PES
LG.	---	1.90 m
Kg	1.47 KG	0.32 KG

FA 70 028 11



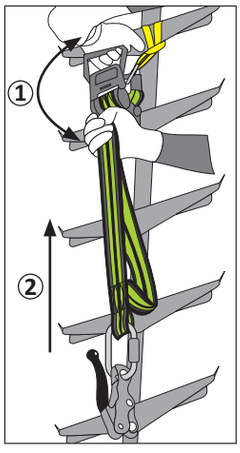

NEW FA 70 030 11



REF.	FA 70 028 11	FA 70 030 11
CE UKCA	EN 1496 Type A (not PPE)	EN 354 EN 358 EN 566 EN 795 Type B
MAT.	45 mm PES / STEEL	20 mm PES / ALU 11.0 mm
LG.	Min. 0.5 m - Max. 1.10 m	Min. 0.20 m - Max. 0.85 m
Kg	1.16 KG	0.25 KG

FA 70 018 00

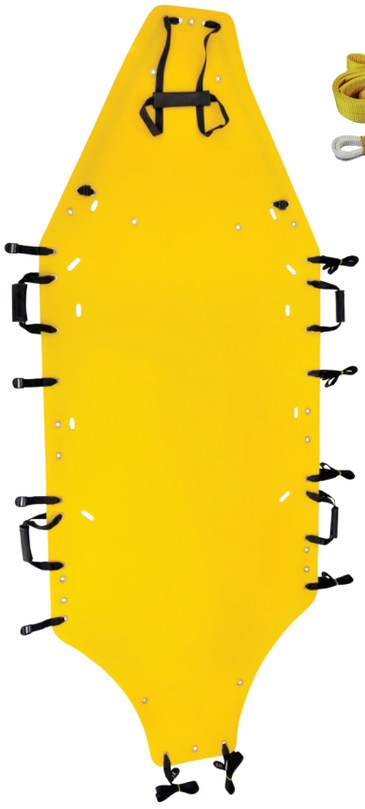



9 m



Transport
bag included

FA 70 018 01

COMING SOON
PROCHAINEMENT

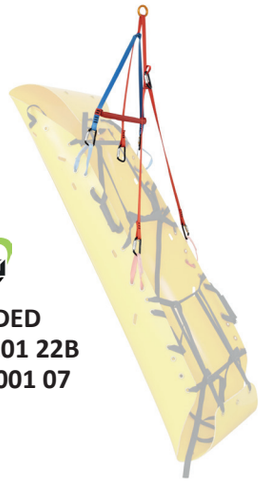

INCLUDED
5x FA 50 201 22B
1x TS 90 001 07



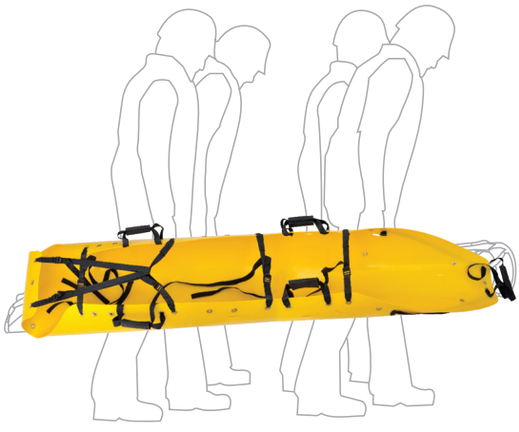

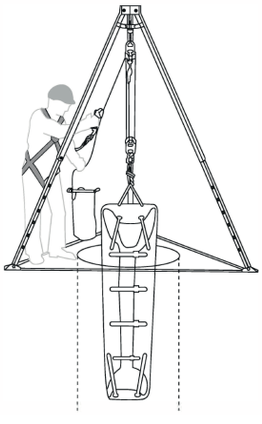



REF.	FA 70 018 00	FA 70 018 01
CE UKCA	---	---
MAT.	P / PA / PES / STEEL	PES
DIM.	2.5 m x 0.90 m	---
MAX kg	150 KG	150 KG
Kg	6.2 KG	0.56 KG

EVA' LAD 2

FA 70 029 06R



INCLUDED
3x FA 50 224 18

Integrated bag

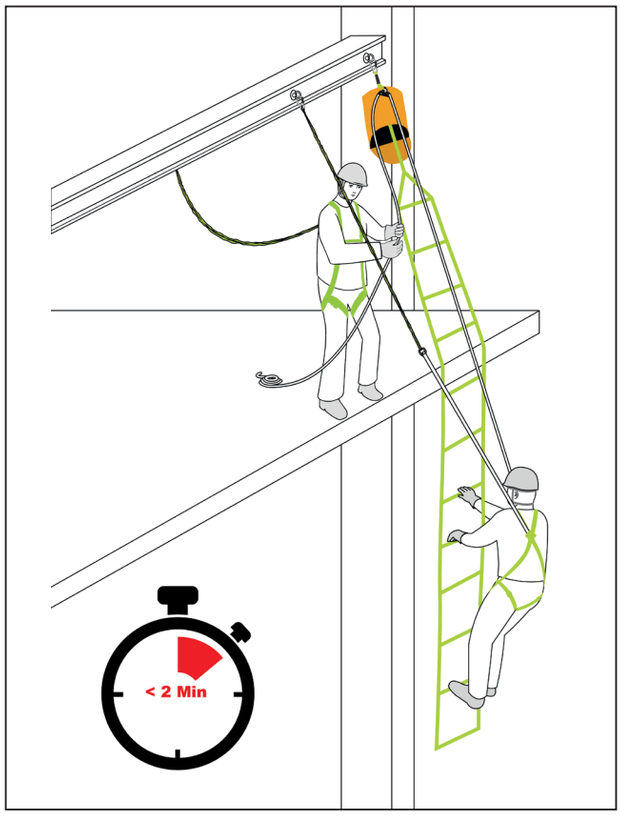

REF.	**FA 70 029 06R**
CE UKCA	PPE-R 11.115 (not PPE)
MAT.	20 mm PES / ALU Ø 11.0 mm
DIM. H	6.0 m
MAT. **LG.**	PA 10 mm 7.0 m
MAT.	STEEL
Kg	3.88 KG

HP 10 200 00B



EN 12492

HP 10 200 00W





HP 10 200 00R



HP 10 200 00O



REF.	HP 10 200 00B / W / R / O
CE UKCA	EN 12492
MAT.	PP
	52 - 61 cm
R (kN)	50 daN
Kg	0.423 KG

COMING SOON
PROCHAINEMENT

HP 10 300 00W





HP 10 300 00B =
HP 10 300 00O =
HP 10 300 00R =

EN 397

REF.	HP 10 300 00B / W / R / O
CE UKCA	EN 397
MAT.	ABS
	54 - 63 cm
R (kN)	25 daN
Kg	0.492 KG

HP 10 200 01



HP 10 200 02

NEW



HP 10 200 10

NEW



REF.	HP 10 200 10
MAT.	PE
Kg	0.020 KG

HP 10 200 20

COMING SOON
PROCHAINEMENT



RETROREFLECTIVE



HP 10 100 00

COMING SOON
PROCHAINEMENT



REF.	HP 10 100 00
CE UKCA	EN 812:2012
MAT.	ABS
	52 - 62 cm
Kg	0.185 KG

LIGHT By Kratos Safety

NEW NEWTON RANGE

HL 10 100 00



NEWTON 1



Micro USB charger included

HL 10 101 00



NEWTON 2

HL 10 102 00



NEWTON 3



Type-C USB charger included

HL 10 102 01



NEWTON 3 Li-Po

HL 10 103 00



NEWTON 4



4 helmet clips included



Type-C USB charger included

HL 10 104 00



NEWTON X-O

REF.	HL 10 100 00	HL 10 101 00	HL 10 102 00	HL 10 102 01	HL 10 103 00	HL 10 104 00
	LARGE	MIXED	MIXED	---	MIXED	MIXED
	---	120 M	80 M	---	80 M	100 M
	Li-Po (included)	3AAA (included)	Li-Po (included) or 3AAA	Li-Po	Li-Ion (included)	3AAA (included)
	200 LUMENS	400 LUMENS	400 LUMENS	---	600 LUMENS	216 LUMENS
	IP65	IP65	IP65	---	IP65	IP67
Kg	0.030 KG	0.080 KG	0.089 KG	---	0.175 KG	0.130 KG
	2h - 4h	4h - 60h	3h30 - 35h	2h20 - 18h	5h - 30h	5h - 12h
+		white - red	Li-Po or 3AAA	---		Ex Zone 0

LIGHT
By Kratos Safety

NEW RAINBOW RANGE

HL 10 001 00



RAINBOW 1



Type-C USB charger included

HL 10 002 00



RAINBOW 2

FIX



CLIP





All accessories included

HL 10 900 00



HL 10 900 01





HL 10 900 02

COMING SOON
PROCHAINEMENT



Fixing sticker included

NEWTON 2/3/4 headlamp holder (front fixation)

HL 10 900 03



Fixing sticker included

NEWTON 4 battery holder (back fixation)



REF.	HL 10 001 00	HL 10 002 00
	MIXED	MIXED
	80 M	120 M
	Li-Po (included)	Li-Po (included)
	350 LUMENS	250 LUMENS
	IP54	IP54
	0.075 KG	0.080 KG
	2h30 - 8h	3h - 20h
+	SOS	SOS



KRATOS SAFETY
SOLUTIONS FOR LIFE

Ensembles Prêts À L'emploi
Ready For Use Kits
Conjuntos Listos Para El Uso
Kit Pronti All'uso
Einsatzfertige Systeme




SOLUTIONS FOR LIFE
SCAFFOLDING "COMFORT" KIT / KIT ÉCHAFAUDAGE CONFORT / KIT ANDAMIOS "CONFORT" /
KIT PONTEGGI "COMFORT" / "KOMFORT" GERÜST-SET
FA 80 109 00
FA 10 107 01
FA 20 503 02
FA 60 005 08
KRATOS
SAFETY
SOLUTIONS FOR LIFE

KIT NACELLE, RETENUE AU TRAVAIL / CHERRY PICKER, RESTRAINT KIT / KIT PLATAFORMA ELEVADORA, RETENCIÓN DURANTE EL TRABAJO / KIT CESTELLO, MANTENIMENTO SUL LAVORO / SET FÜR ARBEITSBÜHNE, RÜCKHALTE-SET



FA 80 001 00

1- FA 10 102 00	EN 361
2- FA 40 500 15	EN 354
3- FA 50 101 17 (x2)	EN 362
4- FA 90 131 16	---

1.50 KG

KIT NACELLE, MAINTENANCE INDUSTRIELLE "CONFORT" / "COMFORT" CHERRY PICKER, INDUSTRIAL MAINTENANCE KIT / KIT PLATAFORMA ELEVADORA, MANTENIMIENTO INDUSTRIAL "CONFORT" / KIT CESTELLO, MANUTENZIONE INDUSTRIALE "COMFORT" / "KOMFORT" ARBEITSBÜHNE, INDUSTRIE INSTANDHALTUNGS-SET

FA 80 108 00

1- FA 10 105 00A	EN 361
2- FA 20 503 01	EN 360, DIN 19427
3- FA 60 005 12	EN 795 B, EN 566
4- FA 90 115 00	---

3.35 KG



KIT DE RETENUE AU TRAVAIL "PREMIUM" / "PREMIUM" RESTRAINT KIT / KIT RETENCIÓN DURANTE EL TRABAJO "PREMIUM" / KIT DI MANTENIMENTO SUL LAVORO “PREMIUM” / RÜCKHALTKIT „PREMIUM“

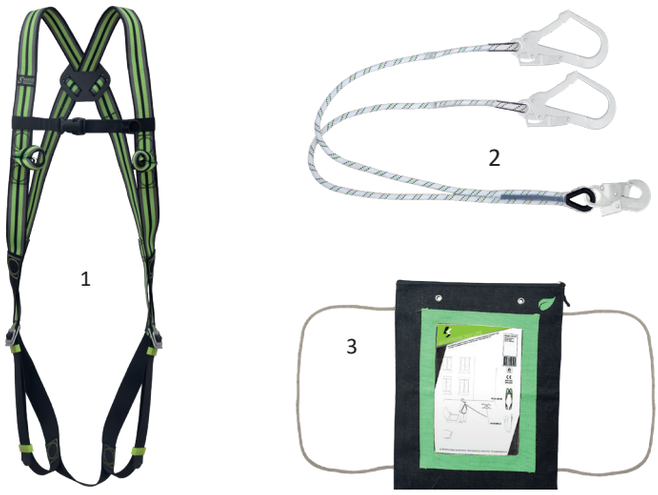

FA 80 112 00

1- FA 10 103 00	EN 361
2- FA 40 600 15	EN 354
3- FA 90 131 16	---

2.38 KG

KIT ÉCHAFAUDAGE / SCAFFOLDING KIT / KIT PARA ANDAMIOS / KIT PONTEGGI / GERÜST-SET

FA 80 002 00

1- FA 10 103 00	EN 361
2- FA 30 304 18	EN 355
3- FA 90 131 16	---

Kg 2.15 KG







KIT ÉCHAFAUDAGE "CONFORT" / "COMFORT" SCAFFOLDING KIT / KIT PARA ANDAMIOS "CONFORT" / KIT PONTEGGI "COMFORT" / "KOMFORT" GERÜST-SET









FA 80 109 00

1- FA 10 107 00A	EN 361
2- FA 20 503 02	EN 360
3- FA 60 005 08	EN 795 B, EN 566
4- FA 90 115 00	---

Kg 3.75 KG

KIT MAINTENANCE INDUSTRIELLE / INDUSTRIAL MAINTENANCE KIT / KIT MANTENIMIENTO INDUSTRIAL / KIT MANUTENZIONE INDUSTRIALE / INDUSTRIE INSTANDHALTUNGS-SET

FA 80 008 00

1- FA 10 103 00	EN 361
2- FA 20 301 02	EN 360
3- FA 50 101 17	EN 362
4- FA 60 005 12	EN 795 B, EN 566
5- FA 90 131 16	---

Kg 3.00 KG











KIT TOITURE / ROOF KIT / KIT TEJADO / KIT TETTI / DACH-SET



FA 80 104 00

1- FA 10 103 00	EN 361
2- FA 20 102 10 (10 m)	EN 353-2
3- FA 50 101 17	EN 362
4- FA 90 131 16	---

Kg 3.43 KG

KIT TOITURE / ROOF KIT / KIT TEJADO / KIT TETTI / DACH-SET

FA 80 104 01

1- FA 10 203 00	EN 361, EN 358
2- FA 20 102 15 (15 m)	EN 353-2
3- FA 50 101 17	EN 362
4- FA 60 005 20	EN 795 B, EN 566
5- FA 90 115 00	---

Kg 4.68 KG



KIT TOITURE "CONFORT" / "COMFORT" ROOF KIT / KIT TEJADO "CONFORT" / KIT TETTI "COMFORT" / "KOMFORT" DACH-SET

FA 80 105 00

1- FA 10 105 00	EN 361
2- FA 20 103 00A	EN 353-2
3- FA 20 103 10 (10 m)	EN 353-2
4- FA 50 101 17	EN 362
5- FA 60 005 12	EN 795 B, EN 566
6- FA 90 115 00	---

Kg 2.75 KG



KIT FLÈCHE DE GRUE / CRANE BOOM KIT / KIT PLUMA DE GRÚA / KIT GRU A BRACCIO / SET FÜR KRANAUSLEGER

FA 80 005 00

1- FA 10 105 00	EN 361
2- FA 30 600 15	EN 355
3- FA 90 115 00	---

Kg 3.07 KG



KIT STRUCTURE MÉTALLIQUE / STEEL CONSTRUCTION KIT / KIT ESTRUCTURA METÁLICA / KIT STRUTTURE METALLICHE / SET FÜR STAHLBAU

FA 80 103 00

1- FA 10 105 00	EN 361
2- FA 30 500 20	EN 355
3- FA 50 101 17 (x2)	EN 362
4- FA 60 005 12	EN 795 B, EN 566
5- FA 90 115 00	---

Kg 2.50 KG



KIT ESPACES CONFINÉS / CONFINED SPACES KIT / KIT ESPACIOS CONFINADOS / KIT SPAZI CONFINATI / KIT FÜR ENGE RÄUME

FA 80 113 00

1- FA 10 106 00	EN 361
2- FA 20 401 20 (20 m)	EN 360, EN 1496 B
3- FA 60 001 00	EN 795 B
4- FA 60 001 03	---
5- FA 60 003 20 (20 m)	EN 1496 A

Kg 34.34 KG



tripod bag included

FA 90 102 00





FA 90 103 00





FA 90 116 00





REF.	FA 90 102 00	FA 90 103 00	FA 90 116 00
MAT.	600 x 600D PES / PE	600 x 600D PES / PE	600 x 600D PES / PE
DIM.	26 x 41x x 23 cm	26 x 60 x 19 cm	28 x 53 x 27 cm
VOL.	24 L	29 L	40 L
+	Rigid Bottom	Rigid Bottom	Rigid Bottom
MAX kg	20 KG	20 KG	20 KG

FA 90 131 18



FA 90 131 16



FA 90 100 00



FA 90 203 00



REF.	FA 90 131 18	FA 90 131 16	FA 90 100 00	FA 90 203 00
MAT.	JUTE	JUTE	PA	STEEL
DIM.	46 x 32 x 15 cm	46 x 36 cm	47 x 33 cm	43 x 28 x 18 cm
VOL.	30 L	---	---	21 L
+	---	---	---	Stackable

FA 90 101 00



FA 90 115 00



FA 90 107 00



FA 90 117 00



WATER PROOF

REF.	FA 90 101 00	FA 90 115 00	FA 90 107 00	FA 90 117 00
MAT.	600 x 600D PES	600D PES	PVC	PVC
DIM.	45 x 36 x 18 cm	40 x 26 x 12 cm	62 x 32 cm	80 x 40 cm
VOL.	26 L	12 L	49 L	40 L
+	---	---	---	Waterproof
MAX kg	10 KG	5 KG	15 KG	25 KG

FA 90 105 00



FA 90 106 00



NEW FA 90 118 00





5 attachment points inside

REF.	FA 90 105 00	FA 90 106 00	FA 90 118 00
MAT.	PVC	PVC / PE	PVC
DIM.	62 x 29 cm	62 x 35 cm	55 x 33 cm
VOL.	41 L	58 L	47 L
+	---	Rigid Bottom	Robust
MAX kg	25 KG	28 KG	50 KG

Directive 2001/45/EC §4.4.d: "the tools and other accessories to be used by a worker [at height] must be secured to the worker's harness or seat or by some other appropriate means".

TS 90 001 00



TS 90 001 02



TS 90 001 01





TS 90 001 06





TS 90 001 03



REF.	TS 90 001 00	TS 90 001 02	TS 90 001 01	TS 90 001 06	TS 90 001 03
MAX. LG.	1.30 m	1.30 m	1.30 m	1.0 m	0.50 m
MAT.	PES 14 mm	PES 14 mm	PES 33 mm	PES 14 mm	PES 14 mm
MAT.	ALU / 15 mm	ALU / 15 mm	---	STEEL / 8 mm	---
MAX kg	5.0 KG	5.0 KG	10.0 KG	5.0 KG	2.0 KG
Kg	0.044 KG	0.066 KG	0.130 KG	0.077 KG	0.038 KG

TS 90 001 09



TS 90 001 12



TS 90 001 14

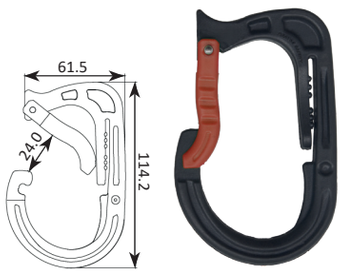

REF.	TS 90 001 09	TS 90 001 12	TS 90 001 14
MAX. LG.	1.50 m	0.90 m	---
MAT.	PU 5 mm	PU 3 mm	ABS
MAT.	INOX / 6.5 mm	P / 15 mm	24 mm
MAX kg	0.9 KG	0.9 KG	20.0 KG
Kg	0.160 KG	0.012KG	0.031KG



TS 90 001 10

SET OF 3 PCS.



TS 90 001 11

SET OF 3 PCS.





TS 90 001 13

SET OF 2 PCS.

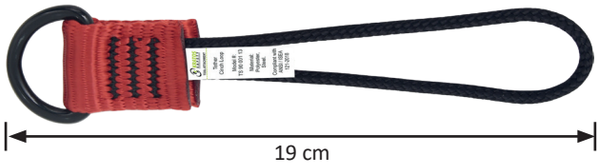

REF.	TS 90 001 10	TS 90 001 11	TS 90 001 13
MAX. LG. or DIA.	Ø 0.045 m	0.14 m	0.19 m
MAT.	STEEL & PU	STEEL & PU	PES 25 mm / STEEL
MAX kg	1.35 KG	0.9 KG	2.25 KG
Kg	0.010 KG	0.006 KG	0.130 KG

TS 90 001 07

SET OF 2 PCS.



CAPTIVE PIN

TS 90 001 04

SET OF 2 PCS.





TS 90 001 05





TS 90 001 08





NEW

TS 90 001 15

SET OF 2 PCS.







REF.	TS 90 001 07	TS 90 001 04	TS 90 001 05	TS 90 001 08	TS 90 001 15
MAX. LG.	---	0.10 m	3.0 m	1.20 m	0.14 m
MAT.	---	PES 25 mm	SILICON	---	PES 25 mm
MAT.	ALU / 16 mm	---	---	INOX / 7 mm	---
MAX kg	R = 5 kN	10.0 KG ⚠ + TS 90 001 05 = 2.0 KG	⚠ + TS 90 001 04 = 2.0 KG	5.0 KG	10 KG
kg	0.031G	0.034 KG	0.035 KG	0.138 KG	0.04 KG

TS 90 100 00

TS 90 001 00



TS 90 001 10



TS 90 001 05



SET OF 11 PCS.

TS 90 001 04



TS 90 001 13



TS 90 101 00

TS 90 001 00



TS 90 001 10



TS 90 001 06



SET OF 7 PCS.

TS 90 001 12



TS 90 001 03



LA 10 250 10



LA 10 300 10
LA 10 300 15



LA 10 400 10
LA 10 400 20



LA 10 500 10
LA 10 500 15
LA 10 500 20



REF.	LA 10 250 10	LA 10 300 10 | LA 10 300 15	LA 10 400 10 | LA 10 400 20	LA 10 500 10 | LA 10 500 15 | LA 10 500 20
LG.	10 m	10 m | 15 m	10 m | 20 m	10 m | 15 m | 20 m
MAX kg	MAX. 250 KG	MAX. 300 KG	MAX. 400 KG	MAX. 500 KG
CE UKCA	Machinery Directive 2006/42/CE (not PPE)	Machinery Directive 2006/42/CE (not PPE)	Machinery Directive 2006/42/CE (not PPE)	Machinery Directive 2006/42/CE (not PPE)
MAT.	PA / STEEL Ø4.5 mm	PA / STEEL Ø4.8 mm	PA / STEEL Ø5.8 mm	PA / STEEL Ø6.0 mm
360°	x1	x1	x1	x1
+	Ex ZONE 1	Ex ZONE 1	Ex ZONE 1	Ex ZONE 1
Kg	4.15 KG	5.50 KG | 6.00 KG	11.50 KG | 12.95 KG	11.65 KG | 12.20 KG | 12.66 KG



LA 10 1000 11
LA 10 1000 16

INDICATOR





ZONE 1

LA 10 1000 11

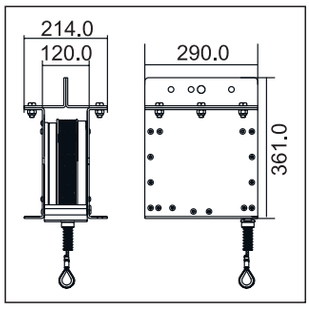

LA 10 1000 16

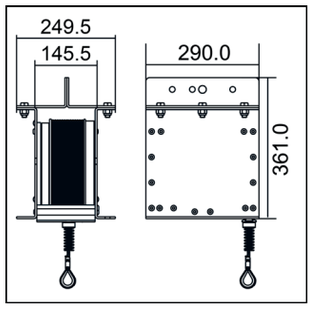

REF.	LA 10 1000 11 | LA 10 1000 16
LG.	11 m | 16 m
MAX kg	MAX. 1000 KG
CE UKCA	Machinery Directive 2006/42/CE (not PPE)
MAT.	STEEL / INOX Ø8.0 mm
360°	---
+	INDICATOR ZONE 1
Kg	30.00 KG | 35.00 KG

Champs d'application de nos Antichutes de charges
Fields of application of our Load Arresters
Campos de aplicación de nuestros Anticaídas de cargas
Campi di applicazione dei nostri anticaduta per carichi
Anwendungsbereiche unserer Absturzsicherungen für Lasten



Industrie
Industry
Industria
Industria
Industrie



Événementiel, spectacle
Events, entertainment
Eventos, espectáculo
Evento, spettacolo
Eventmanagement, Unterhaltungsbranche



Salles de sport
Sports halls
Gimnasios
Palestre
Sporthallen

LOAD



WWW

Sur ordinateur, Tablette, Smartphone, ... Venez découvrir notre site Internet !

- Information produits
- Préconisation de produits selon votre situation de travail
- Informations sur nos formations
- Aide au choix
- Espace Distributeur Partenaire
- Outils de calcul automatique du tirant d'air en fonction des produits utilisés et de la situation de travail
- Catalogue Virtuel
- Vidéos techniques

A través del ordenador, la tableta, el móvil... ¡visítenos en nuestro sitio web!

- Información sobre los productos
- Recomendación de productos según sus condiciones de trabajo
- Información sobre nuestros cursos de formación
- Ayuda en la elección
- Espacio distribuidor asociado
- Herramientas de cálculo automático de la altura libre en función de los productos utilizados y las condiciones de trabajo
- Catálogo Virtual
- Vídeos técnicos

Computer, Tablet, Smartphone, ... Come and discover our website!

- Product information
- Recommendation of products according to your work situation
- Information regarding our trainings
- Help for choosing
- Distributor Partner Area
- Tools for an automatic calculation of the clearance depending on the products used and the work situation
- Virtual Catalogue
- Technical Movies

Entdecken Sie unsere Website... auf Ihrem PC, Smartphone, Tablet!

- Produktinformationen
- Produktempfehlung entsprechend Ihrer Arbeitssituation
- Informationen über unsere Schulungen
- Hilfe bei der Auswahl
- Händlerbereich
- Werkzeuge zur automatischen Berechnung der Sturzhöhe in Abhängigkeit von den verwendeten Produkten und den Arbeitsumständen
- Virtueller Katalog
- Technische Videos

Vieni a scoprire il nostro sito web su computer, tablet o smartphone!

- Informazioni prodotto
- Raccomandazione di prodotti in base alle specifiche condizioni di lavoro
- Informazioni sui corsi di formazione
- Aiuto nella scelta
- Area distributore partner
- Strumenti di calcolo automatico dell'altezza massima in funzione dei prodotti utilizzati e della condizione di lavoro
- Catalogo virtuale
- Video tecnici



K-S.one

K-S.one

Bienvenue sur K-S.ONE !

K-S.One est une solution gratuite, tout en un, complète, intuitive et rapide qui vous permet de gérer et contrôler tout votre matériel efficacement.
Vous pourrez ainsi gérer votre parc d'équipement Kratos Safety, ainsi que les produit d'autres marques, qu'il s'agisse d'équipement de protection individuelle ou non.
Il vous suffit de scanner le QR Code de votre produit Kratos Safety avec votre smartphone ou une douchette USB, pour accéder aux différentes informations de suivi du produit ainsi qu'à la notice d'utilisation interactive et multilingue et à la déclaration de conformité du produit, durant toute sa durée de vie
Pour enregistrer tous vos autres équipements, EPI ou non, il vous suffit d'utiliser des étiquettes neutres. Celles-ci vous serviront à créer et enregistrer vos produits rapidement et à les ajouter à votre liste de gestion.
Ajouter des photos, des documents, affecter un produit à une personne ou un service, choisir la périodicité de contrôle afin que vous soyez directement averti, génération automatique de documents comme la fiche de vie du produit ou le rapport de contrôle, exportation Excel... Bref, vous l'avez compris, tout est possible avec K-S.One.
Pour plus d'informations, rendez-vous sur notre site www.kratossafety.com ou au téléphone au +33 (0)4.72.48.78.27

Welcome to K-S.ONE!

K-S. One is a free, all-in-one, complete, intuitive and fast solution that allows you to manage and control all your equipment efficiently.
You will be able to manage your Kratos Safety equipment stock, as well as products from other brands, whether personal protective equipment or not.
Simply scan the QR Code of your Kratos Safety product with your smartphone or a USB shower to access the various product tracking information, as well as the interactive and multilingual user manual and the product's declaration of conformity, throughout its service life
To register all your other equipment, PPE or not, you just need to use neutral labels. These will help you create and save your products quickly and add them to your management list.
Add photos, documents, assign a product to a person or a department, choose the control frequency so that you are notified directly, automatic generation of documents such as the product life sheet or the control report, Excel export... In short, as you can see, anything is possible with K-S.One.
For more information, visit our website www.kratossafety.com or by phone at +33 (0)4.72.48.78.27

¡Bienvenido a K-S.ONE!

K-S.ONE es una solución gratuita, todo en uno, completa, intuitiva y rápida que te permite administrar y controlar todo tu equipo de manera eficiente.
Podrás gestionar tu parque de equipos Kratos Safety, así como productos de otras marcas, sean o no equipos de protección personal.
Simplemente escanea el código QR de tus productos Kratos Safety con tu smartphone o un lector de código de barras USB para acceder a la información de seguimiento del producto, así como al manual de usuario interactivo y multilingüe y la declaración de conformidad del producto, durante toda su vida útil.
Para registrar todos los demás equipos, ya sean EPP o no, basta con utilizar etiquetas neutras. Estas te ayudarán a crear y registrar tus productos rápidamente y agregarlos a tu lista de administración.
Añadir fotos, documentos, asignar un producto a una persona o a un departamento, elegir la frecuencia de control para que te avisen directamente, generación automática de documentos como la ficha de vida del producto o el informe de control, exportación a Excel... En resumen, como puedes ver, todo es posible con K-S.One.
Para obtener más información, visita nuestro sitio web www.kratossafety.com o por teléfono al +33 (0)4.72.48.78.27

Benvenuto in K-S.ONE!

K-S. One è una soluzione gratuita, all-in-one, completa, intuitiva e veloce che ti consente di gestire e controllare tutte le tue apparecchiature in modo efficiente.
Potrai gestire la tua flotta di attrezzature Kratos Safety, così come i prodotti di altre marche, siano essi dispositivi di protezione individuale o meno.
Scansiona semplicemente il QR Code dei tuoi prodotti Kratos Safety con il tuo smartphone o una doccia USB per accedere alle varie informazioni di tracciabilità del prodotto, al manuale utente interattivo e multilingue e alla dichiarazione di conformità del prodotto, per tutta la sua durata
Per registrare tutte le altre apparecchiature, DPI o meno, è sufficiente utilizzare etichette neutre. Questi ti aiuteranno a creare e salvare rapidamente i tuoi prodotti e ad aggiungerli al tuo elenco di gestione.
Aggiungi foto, documenti, assegna un prodotto a una persona o un reparto, scegli la frequenza di controllo in modo da essere avvisato direttamente, generazione automatica di documenti come il foglio di vita del prodotto o il rapporto di controllo, esportazione Excel... ..in breve , hai capito, tutto è possibile con K-S.One.
Per ulteriori informazioni, visitare il nostro sito Web www.kratossafety.com o per telefono al numero +33 (0)4.72.48.78.27

Willkommen bei K-S.ONE!

KS. One ist eine kostenlose, umfassende, vollständige, intuitive und schnelle Lösung, mit der Sie alle Ihre Geräte effizient verwalten und steuern können.
Sie können Ihre Ausrüstungsflotte von Kratos Safety sowie Produkte anderer Marken verwalten, unabhängig davon, ob es sich um persönliche Schutzausrüstung handelt oder nicht.
Scannen Sie einfach den QR-Code Ihrer Kratos Safety-Produkte mit Ihrem Smartphone oder einem USB-Scanner, um während der gesamten Lebensdauer auf die verschiedenen Produktverfolgungsinformationen sowie die interaktive und mehrsprachige Bedienungsanleitung und die Konformitätserklärung des Produkts zuzugreifen.
Um alle Ihre anderen Geräte, PSA oder nicht, zu registrieren, müssen Sie nur neutrale Etiketten verwenden. Diese helfen Ihnen, Ihre Produktanlage schnell zu erstellen und zu speichern und sie Ihrer Verwaltungsliste hinzuzufügen.
Fügen Sie Fotos, Dokumente hinzu, ordnen Sie ein Produkt einer Person oder einer Abteilung zu, wählen Sie die Überprüfungsintervalle, damit Sie direkt benachrichtigt werden, automatische Generierung von Dokumenten wie der Lebensdauerhistorie oder dem Prüfbericht, Excel-Export... ...kurz , Sie haben verstanden, mit K-S.One ist alles möglich.
Weitere Informationen erhalten Sie auf unserer Website www.kratossafety.com oder telefonisch unter +33 (0)4.72.48.78.27





S.A.V.
VÉRIFICATION, MAINTENANCE
Pour garantir les performances des produits tout au long de leur utilisation et donc la sécurité de l'utilisateur, la réglementation Européenne fixe des vérifications obligatoires à 2 niveaux :

- 1er niveau de vérification: la norme EN 365:2004 (§4.2.2.l) précise qu'avant utilisation d'un EPI, celui-ci doit faire l'objet d'une vérification visuelle de la part de l'utilisateur.
- 2nd niveau de vérification: la norme EN 365:2004 (§ 4.4.b) précise que lors de son utilisation, un EPI contre les chutes de hauteur doit avoir fait l'objet depuis moins de douze mois d'un examen périodique par le fabricant ou une personne compétente.

Pour cette vérification périodique, qui doit être enregistrée sur la fiche d'inspection du produit (présente dans la notice d'utilisation des produits KRATOS SAFETY), nous vous offrons les possibilités suivantes :

- SAV en nos locaux,
- Habilitation à l'inspection périodique,
- Habilitation à la maintenance des EPI,
- Disponibilité de nos Centres SAV agréés.

Nous sommes à votre service, n'hésitez pas à nous contacter !

AFTER SALES SERVICE
VERIFICATION, MAINTENANCE
In order to ensure product performance throughout their use and therefore the safety of the user, the European regulations sets 2 levels for the compulsory examination of the PPE :

- 1st level of verification: the standard EN 365:2004 (§ 4.2.2.l) states that the user must visually check the PPE before every use,
- 2nd level of verification: the standard EN 365:2004 (§ 4.4.b) states that during its use, PPE against falls from height must have been inspected within the last twelve months by the manufacturer or a competent person.

For this periodic examination, which must be saved on the inspection card of the product (present in the User Manual of KRATOS SAFETY products), we offer you the following possibilities :

- Service in our premises,
- Habilitation for periodic inspection,
- Habilitation for the maintenance of PPE,
- Availability of our authorized service centers.

We are here to help you, please feel free to contact us!

SPV
COMPROBACIÓN, MANTENIMIENTO
Para garantizar los resultados de los productos durante su uso y por tanto, la seguridad del usuario, la normativa europea fija unas comprobaciones obligatorias a 2 niveles :

- 1.er nivel de comprobación: la norma EN 365:2004 (párrafo 4.2.2.l) precisa que antes de usar un EPI, este debe ser objeto de una comprobación visual por parte del usuario.
- 2.º nivel de comprobación: la norma EN 365:2004 (párrafo 4.4.b) precisa que cuando se usa un EPI contra la caídas de altura, tiene que pasar un examen periódico al menos una vez al año realizado por el fabricante o una persona competente

Para esta comprobación periódica, que tiene que ser registrada en la ficha de inspección del producto (presente en el manual de instrucciones de los productos KRATOS SAFETY), le ofrecemos las siguientes posibilidades :

- SPV en nuestros locales,
- Habilitación para la inspección periódica,
- Habilitación para el mantenimiento de los EPI,
- Nuestros centros SPV autorizados.

Estamos a su servicio, no dude en ponerse en contacto con nosotros.

ASSISTENZA CLIENTI
CONTROLLO, MANUTENZIONE
Per garantire le performance dei prodotti per tutto il loro uso e quindi la sicurezza dell'utilizzatore, la normativa europea definisce verifiche obbligatorie a 2 livelli :

- 1° livello di verifica: norma EN 365:2004 (§4.2.2.l) precisa che prima di utilizzare un DPI, esso deve essere oggetto di un controllo visivo da parte dell'utilizzatore.
- 2° livello di verifica: norma EN 365:2004 (§ 4.4.b) precisa che un DPI contro le cadute dall'alto deve essere stato oggetto di un esame periodico da parte del fabbricante o di persona competente almeno ogni dodici mesi.

Per questa verifica periodica, che deve essere registrata sulla scheda di ispezione del prodotto (presente nelle istruzioni per l'uso dei prodotti KRATOS SAFETY), offriamo le possibilità seguenti :

- Assistenza clienti presso Kratos Safety,
- Abilitazione a eseguire ispezioni periodiche,
- Abilitazione a eseguire interventi di manutenzione dei DPI,
- Assistenza clienti presso i centri autorizzati.

Kratos Safety è sempre al tuo servizio, contattaci!

KUNDENDIENST
ÜBERPRÜFUNG, WARTUNG
Zur Gewährleistung der Leistung der Produkte während ihrer gesamten Lebensdauer und somit der Sicherheit der Benutzer, legt das europäische Regelwerk zwei Ebenen der Pflichtprüfungen fest :

- Prüfungsebene 1: Die Norm EN 365:2004 (§ 4.2.2.l). Sie legt fest, dass eine PSA vor dem Gebrauch vom Benutzer einer Sichtprüfung zu unterziehen ist.
- Prüfungsebene 2: Die Norm EN 365:2004 (§ 4.4.b) legt fest, dass eine PSA gegen Abstürze alle zwölf Monate einer regelmäßigen Prüfung durch den Hersteller oder durch eine kompetente Person unterzogen werden muss.

Für diese Prüfung, die auf dem Inspektionsmerkblatt des Produkts zu verzeichnen ist (das Inspektionsblatt finden Sie im Benutzerhandbuch der KRATOS SAFETY-Produkte), bieten wir Ihnen die folgenden Möglichkeiten :

- Kundendienst in unseren Räumlichkeiten;
- Ermächtigung zur periodischen Inspektion;
- Ermächtigung zur Wartung der persönlichen Schutzausrüstung;
- Unsere zugelassenen Kundendienst-Center.

Wir stehen Ihnen gern zur Verfügung - zögern Sie nicht, uns zu kontaktieren!

Training Center
by Kratos Safety

Quand la vie des hommes est en jeu, n'hésitez pas à investir dans la formation pour prévenir les risques et garantir la sécurité de l'homme au travail.

When human life is involved, do not hesitate to invest in training to prevent risks and ensure the safety of people at work.

Cuando la vida humana está en juego, no dude en invertir en formación para prevenir los riesgos y garantizar la seguridad del hombre en el trabajo.

Quando la vita umana è in gioco, occorre sempre investire in formazione per prevenire i rischi e garantire la sicurezza di chi lavora.

Wenn Menschenleben auf dem Spiel stehen, sollten Sie nicht zögern, in die Schulung zu investieren, um Gefahren vorzubeugen und die Sicherheit der Mitarbeiter zu garantieren.





Video



Nous vous rappelons que la formation à l'utilisation des équipements de protection individuelle est OBLIGATOIRE. En effet, rien ne sert d'avoir les meilleurs équipements de protection individuelle si on ne sait pas les utiliser.
Notre métier : Valoriser la vie de l'homme au travail !

We remind you that training for using of personal protective equipment is OBLIGATORY. Indeed there is no use having the best personal protective equipment if we do not know how to use it.
Our job: Enhance life of men at work!

Le recordamos que es OBLIGATORIO recibir formación sobre el uso de los equipos de protección individual. En efecto, no sirve de nada tener los mejores equipos de protección individual si no se sabe usarlos.
Nuestra profesión: ¡Valorizar la vida del hombre en el trabajo!

Si ricorda che la formazione all'uso delle attrezzature di protezione individuale è OBBLIGATORIA. Non serve a nulla avere a disposizione le migliori attrezzature di protezione individuale se non si sa come utilizzarle.
L'obiettivo dichiarato di KRATOS SAFETY è di valorizzare il personale al lavoro!

Wir rufen in Erinnerung, dass die Schulung im Gebrauch der Personenschutzausrüstung PFLICHT ist. Denn die besten Personenschutzausrüstungen sind nutzlos, wenn man nicht weiß, wie sie verwendet werden.
Unsere Berufung: Der Schutz des menschlichen Lebens am Arbeitsplatz!

REF. NO.	FORMATIONS PROPOSÉES	TRAINING OFFER	CURSOS DE FORMACIÓN PROPUESTOS	CORSI DI FORMAZIONE PROPOSTI	ANGEBOTENE SCHULUNGEN
TR 00 001 00 TR 00 001 01	Sensibilisation aux travaux en hauteur	Sensitizing to work at height	Concienciación a los trabajos en altura	Sensibilizzazione ai lavori in altezza	Einführung in die Arbeiten in größeren Höhen
TR 00 002 00 TR 00 002 01	Méthodes de vente appliquées aux EPI contre les chutes de hauteur	Sales methods applied to PPE against falls from a height	Métodos de venta aplicados a los EPI contra las caídas de altura	Metodologie di vendita applicate ai DPI contro le cadute dall'alto	Verkaufsmethoden für PSA gegen Abstürze aus der Höhe
TR 00 003 00 TR 00 003 01	Inspection visuelle des EPI	Visual inspection of PPE	Inspección visual de los EPI	Ispezione visiva dei DPI	Sichtprüfung der PSA
TR 00 003 02 TR 00 003 03	Inspection visuelle des EPI - module complémentaire	Visual inspection of PPE - complementary module	Inspección visual de los EPI - módulo complementario	Ispezione visiva dei DPI - modulo integrativo	Sichtprüfung PSA - Zusätzliches Modul
TR 00 004 01	Révision mécanique des Antichutes à rappel automatique (y compris avec système de sauvetage intégré)	Mechanical overhaul of retractable fall arresters (including those with integrated retrieval system)	Revisión mecánica de los anticaídas retráctiles (incluidos aquellos con sistema de recuperación integrado)	Revisione meccanica dei dispositivi anticaduta retrattili (compresi quelli con sistema di recupero integrato)	Mechanische Inspektion von Sturzschutzvorrichtungen mit automatischem Rückzug (einschließlich solcher mit integriertem Rückholsystem)
TR 00 004 03	Révision mécanique des Antichutes à rappel automatique Kronos et Triton	Mechanical overhaul of Kronos and Triton retractable fall arresters	Revisión mecánica de los anticaídas retráctiles Kronos y Triton	Revisione meccanica dei dispositivi anticaduta retrattili Kronos e Triton	Mechanische Prüfung von Sturzschutzvorrichtungen mit automatischem Rückzug Kronos und Triton
TR 00 004 04	Révision mécanique des Antichutes de charge	Mechanical overhaul of Load arresters	Revisión mecánica de los anticaídas de carga	Revisione meccanica dei anticadute per carichi	Mechanische Prüfung von Lastsicherungsgerät
TR 00 005 01	Pratique : Déplacements verticaux et maintien au travail	Practice: Vertical movements and work positioning	Práctica: Desplazamientos verticales y sujeción en el trabajo	Pratica: Spostamenti in verticale e posizionamento sul lavoro	Praktisch: Vertikale Bewegungen und Halten am Arbeitsplatz
TR 00 005 02	Pratique : Espaces confinés	Pratice: Confined spaces	Práctica: Espacios confinados	Pratica: Spazi confinati	Praktisch: Enge Räume
TR 00 005 03	Pratique : Auto-évacuation et matériel de mise en œuvre simple	Practice: Self-evacuation and simple implementation material	Práctica: Autoevacuación y material de aplicaciones sencillas	Pratica: Autoevacuazione e materiale per applicazioni semplici	Praktisch: Selbstbergung und einfache Implementierungsausrüstung
TR 00 005 04	Pratique : Évacuation et secours	Practice: Evacuation and rescue	Práctica: Evacuación y rescate	Pratica: Evacuazione e soccorso	Praktisch: Bergung und Rettung
TR 00 005 05	Pratique : Déplacements horizontaux sur ligne de vie et plans inclinés	Practice: Horizontal movements on lifeline and inclined planes	Práctica: Desplazamientos horizontales con línea de vida y planos inclinados	Pratica: Spostamenti in orizzontale su linee vita e piani inclinati	Praktisch: Horizontale Bewegungen an Rettungsleine und geneigte Flächen
TR 00 006 00 TR 00 006 01	Installation et inspection des dispositifs d'ancrage et supports d'assurage verticaux	Installation and inspection of anchor devices and vertical lifeline systems	Instalación e inspección de los dispositivos de anclaje y soportes de aseguramiento verticales	Installazione e ispezione di dispositivi di ancoraggio e supporti di sicurezza verticali	Installation und Inspektion der vertikalen Verankerungsvorrichtungen und Sicherungsstützen
TR 00 007 00 TR 00 007 01	Installation et inspection des dispositifs d'ancrage et supports d'assurage horizontaux	Installation and inspection of anchor devices and horizontal lifeline systems	Instalación e inspección de los dispositivos de anclaje y soportes de aseguramiento horizontales	Installazione e ispezione di dispositivi di ancoraggio e supporti di sicurezza orizzontali	Installation und Inspektion der horizontalen Verankerungsvorrichtungen und Sicherungsstützen
TR 00 007 02 TR 00 007 03	Installation et inspection des dispositifs d'ancrage Type D	Installation and inspection of Type D anchor devices	Instalación e inspección de los dispositivos de anclaje Tipo D	Installazione e ispezione di dispositivi di ancoraggio Tipo D	Installation und Inspektion der Typ D Verankerungsvorrichtungen

REF. NO.	FORMATIONS PROPOSÉES	TRAINING OFFER	CURSOS DE FORMACIÓN PROPUESTOS	CORSI DI FORMAZIONE PROPOSTI	ANGEBOTENE SCHULUNGEN
TR 00 008 00 TR 00 008 01	Inspection et maintenance des systèmes de sauvetage et d'évacuation Res-Q et Lift Res-Q	Inspection and servicing of rescue and evacuation devices Res-Q and Lift Res-Q	Inspección e mantenimiento de los sistemas de rescate y de evacuación Res-Q y Lift Res-Q	Inspezione e manutenzione dei dispositivi di salvataggio ed evacuazione Res-Q e Lift Res-Q	Überprüfung und Pflege von Rettungs- und Evakuierungsgeräten Res-Q und Lift Res-Q
TR 00 009 01	Réglementation, inspection et maintenance des équipements relevant de la Directive EPI et/ou Directive Machine	Regulation, inspection and servicing of equipment covered by the PPE Directive and/or Machinery Directive	Reglamentación, inspección y mantenimiento de los equipos según la Directiva EPI y/o Directiva de Máquinas	Normativa, ispezione e manutenzione dei dispositivi soggetti a Direttiva DPI e/o Direttiva Macchine	Regelung, inspektion und Wartung von Geräten, die unter die PSA-Richtlinie und/ oder Maschinenrichtlinie fallen

PARCOURS DE FORMATION / TRAINING JOURNEY / PROGRAMA FORMATIVO / PERCORSO DI FORMAZIONE / SCHULUNGSREISE

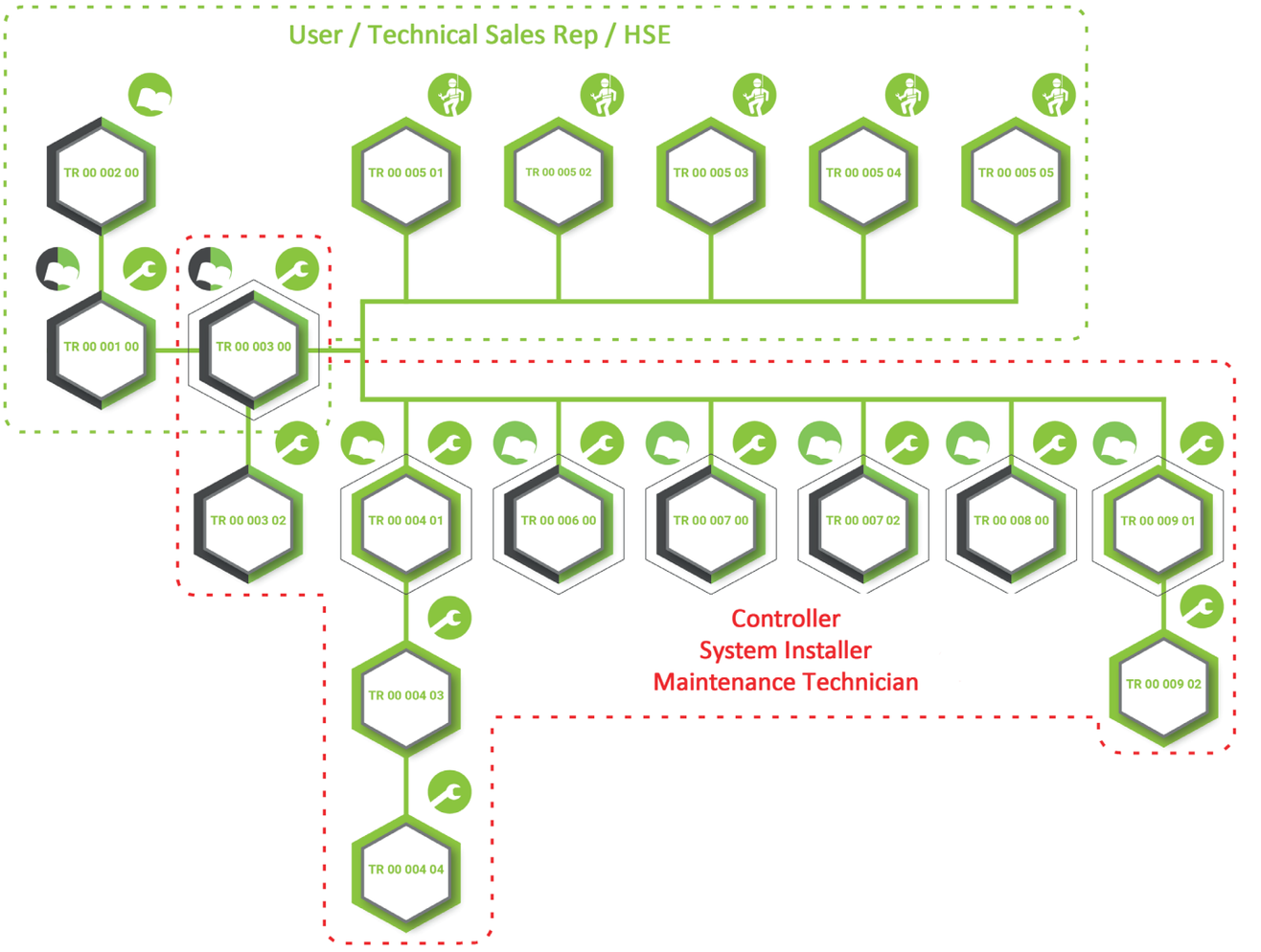

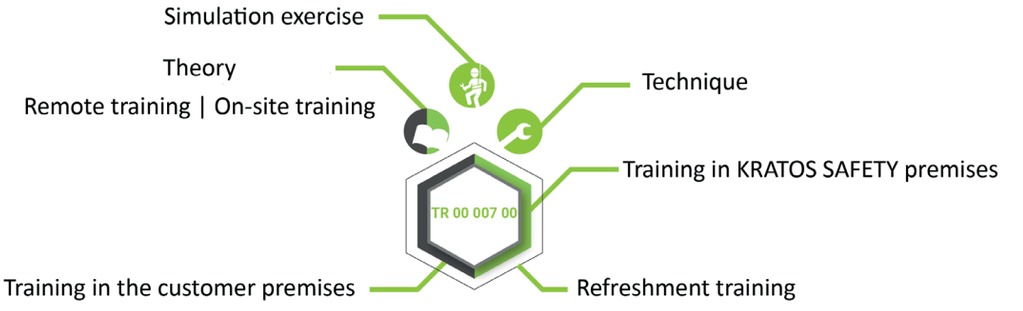

INDEX

FA 10 101 00 - p. 15
FA 10 101 01 - p. 15
FA 10 101 02 p. 15
FA 10 102 00 p. 30
FA 10 103 00 p. 30
FA 10 104 00 p. 29
FA 10 104 00A - p. 19
FA 10 104 01A p. 19
FA 10 105 00 p. 28
FA 10 105 00A - p. 20
FA 10 105 01A p. 20
FA 10 106 00 p. 28
FA 10 107 00A - p. 23
FA 10 107 01A p. 23
FA 10 108 00 p. 29
FA 10 109 00 - p. 42
FA 10 109 01 p. 42
FA 10 110 00 p. 40
FA 10 111 00 - p. 21
FA 10 111 01 p. 21
FA 10 113 00 - p. 36
FA 10 113 01 p. 36
FA 10 114 00A - p. 22
FA 10 114 01A p. 22
FA 10 115 00 p. 24
FA 10 117 00 - p. 18
FA 10 117 01 - p. 18
FA 10 117 02 p. 18
FA 10 201 00 - p. 14
FA 10 201 01 - p. 14
FA 10 201 02 p. 14
FA 10 202 00 - p. 14
FA 10 202 01 - p. 14
FA 10 202 02 p. 14
FA 10 203 00 p. 30
FA 10 204 00 p. 27
FA 10 204 00A - p. 19
FA 10 204 01A p. 19
FA 10 205 00 p. 27
FA 10 205 00A - p. 20
FA 10 205 01A p. 20
FA 10 206 00A - p. 16
FA 10 206 01A - p. 16
FA 10 206 02A p. 16
FA 10 207 00 - p. 17
FA 10 207 01 - p. 17
FA 10 207 02 p. 17
FA 10 211 00 p. 40
FA 10 212 00 p. 38
FA 10 213 00 p. 26
FA 10 214 00- p. 36
FA 10 214 01 p. 36
FA 10 217 00 - p. 18
FA 10 217 01 - p. 18
FA 10 217 02 p. 18
FA 10 218 00 - p. 12
FA 10 218 01 - p. 12
FA 10 218 02 p. 12
FA 10 219 00 - p. 13
FA 10 219 01 - p. 13
FA 10 219 02 p. 13
FA 10 219 99 p. 13
FA 10 301 00 p. 23
FA 10 302 00 p. 25
FA 10 303 00 p. 25
FA 10 304 00 p. 24
FA 10 401 00 p. 21
FA 10 402 00 p. 31
FA 10 404 00 - p. 15
FA 10 404 01 - p. 15
FA 10 404 02 p. 15
FA 10 414 00 p. 22
FA 10 500 00 p. 31
FA 10 901 00 p. 32
FA 10 902 00 p. 32
FA 10 903 00 - p. 32
FA 10 903 01 p. 32
FA 10 904 00 p. 33
FA 10 904 01 p. 33
FA 10 905 00 p. 32
FA 10 907 00 p. 32
FA 10 908 00 p. 22
FA 20 EXO 07 p. 58
FA 20 EXO 10 p. 58
FA 20 EXO 15 p. 58
FA 20 100 00B p. 73
FA 20 100 10 - p. 73
FA 20 100 20 - p. 73
FA 20 100 30 - p. 73
FA 20 100 40 - p. 73
FA 20 100 50 p. 73
FA 20 102 10 - p. 72
FA 20 102 20 - p. 72
FA 20 102 30 p. 72
FA 20 102 10A - p. 70
FA 20 102 15A - p. 70
FA 20 102 20A - p. 70
FA 20 102 30A - p. 70
FA 20 102 40A - p. 70
FA 20 102 50A p. 70
FA 20 103 00A p. 71
FA 20 103 00ABS p. 70
FA 20 103 00B p. 71
FA 20 103 00D p. 68
FA 20 103 10 - p. 68, 71
FA 20 103 20 - p. 68, 71
FA 20 103 30 - p. 68, 71
FA 20 103 40 - p. 68, 71
FA 20 103 50 p. 68, 71
FA 20 103 10C - p. 70
FA 20 103 20C p. 70
FA 20 104 00 p. 72
FA 20 104 10 - p. 72
FA 20 104 20 - p. 72
FA 20 104 30 - p. 72
FA 20 104 40 - p. 72
FA 20 104 50 p. 72
FA 20 113 30 - p. 69
FA 20 113 50 p. 69
FA 20 200 00 p. 76
FA 20 200 01 p. 77
FA 20 200 02 p. 77
FA 20 200 97 p. 79
FA 20 200 98 p. 79
FA 20 200 99 p. 79
FA 20 201 00 p. 78
FA 20 201 01 p. 78
FA 20 202 00 p. 79
FA 20 203 00 p. 78
FA 20 204 00 p. 78
FA 20 205 00 p. 78
FA 20 205 01 p. 78
FA 20 206 00 p. 79
FA 20 207 00 p. 79
FA 20 209 00 p. 78
FA 20 210 19 p. 78
FA 20 300 02 p. 64
FA 20 301 02 p. 64
FA 20 302 02 p. 64
FA 20 303 02 p. 64
FA 20 400 20R p. 53
FA 20 400 25 - p. 63
FA 20 400 30 - p. 63
FA 20 400 30S p. 63
FA 20 401 10 p. 52
FA 20 401 10S p. 52
FA 20 401 20 p. 52
FA 20 401 20R p. 53
FA 20 401 20S p. 52
FA 20 401 30 p. 52
FA 20 401 30S p. 52
FA 20 402 03 p. 56
FA 20 402 03B p. 56
FA 20 402 07 p. 56
FA 20 402 07B p. 56
FA 20 402 10 p. 57
FA 20 402 10B p. 57
FA 20 402 10EXO p. 58
FA 20 402 10S p. 57
FA 20 402 15 p. 57
FA 20 402 15B p. 57
FA 20 402 20 p. 59
FA 20 402 20S p. 59
FA 20 402 30 p. 59
FA 20 402 30S p. 59
FA 20 403 10B p. 50
FA 20 410 10 p. 51
FA 20 41 020 p. 51
FA 20 410 30 p. 51
FA 20 500 02 p. 63
FA 20 500 02A p. 61
FA 20 502 02 p. 61
FA 20 503 01 p. 55
FA 20 503 02 p. 61
FA 20 504 03 p. 60
FA 20 504 03B p. 60
FA 20 504 06 p. 60
FA 20 504 06B p. 60
FA 20 504 12 p. 60
FA 20 505 02 p. 54
FA 20 505 02A p. 54
FA 20 506 02 p. 61
FA 20 600 06 - p. 62
FA 20 600 10 - p. 62
FA 20 600 15 - p. 62
FA 20 600 20 p. 62
FA 20 700 00 p. 80, 81
FA 20 701 00 p. 82
FA 20 701 01 p. 82
FA 20 702 00 p. 82
FA 20 702 01 p. 82
FA 20 703 00 p. 82
FA 20 703 01 p. 82
FA 20 704 00 p. 83
FA 20 705 00 p. 83
FA 20 706 00 p. 83
FA 20 706 01 p. 83
FA 20 707 00 p. 83
FA 20 708 00 p. 83
FA 20 800 00 p. 66
FA 20 800 01 p. 66
FA 20 901 00 p. 74
FA 20 902 00 p. 79, 83, 153
FA 20 903 00 - p. 65
FA 20 903 01 - p. 65
FA 20 903 02 p. 65
FA 20 904 XX p. 65
FA 30 000 35 p. 90
FA 30 000 45 p. 89
FA 30 200 15 p. 91
FA 30 304 18 p. 91
FA 30 305 10 - p. 41
FA 30 305 15 - p. 41
FA 30 305 20 p. 41
FA 30 306 20 p. 42
FA 30 308 20 p. 39
FA 30 309 20 p. 37
FA 30 400 18 p. 91
FA 30 402 10 - p. 41
FA 30 402 15 p. 41
FA 30 403 15 p. 42
FA 30 405 15 p. 39
FA 30 406 20 p. 37
FA 30 500 15 - p. 90
FA 30 500 20 p. 90
FA 30 502 15 - p. 90
FA 30 502 20 p. 90
FA 30 503 15 - p. 90
FA 30 503 20 p. 90
FA 30 514 20 p. 89
FA 30 522 10 - p. 88
FA 30 522 12 - p. 88
FA 30 522 15 - p. 88
FA 30 522 20 p. 88

INDEX

FA 30 600 10 - p. 90
FA 30 600 13 - p. 90
FA 30 600 15 p. 90
FA 30 614 20 p. 89
FA 30 620 15 p. 88
FA 30 621 15 p. 88
FA 30 703 20 p. 91
FA 30 723 20 p. 86
FA 30 724 20 p. 87
FA 30 800 15 p. 91
FA 30 820 15 p. 86
FA 30 822 15 p. 86
FA 30 823 15 p. 86
FA 30 824 20 p. 87
FA 30 900 20 p. 87
FA 30 1000 20 p. 87
FA 40 400 15 p. 41
FA 40 500 10 - p. 99
FA 40 500 15 - p. 99
FA 40 500 20 p. 99
FA 40 502 10 - p. 99
FA 40 502 15 - p. 99
FA 40 502 20 p. 99
FA 40 503 10 - p. 99
FA 40 503 15 - p. 99
FA 40 503 20 p. 99
FA 40 504 10 - p. 95
FA 40 504 15 - p. 95
FA 40 504 20 p. 95
FA 40 600 10 - p. 99
FA 40 600 15 p. 99
FA 40 601 10 - p. 95
FA 40 601 15 p. 95
FA 40 900 20 p. 98
FA 40 901 20 p. 98
FA 40 902 20 p. 98
FA 40 903 20 - p. 98
FA 40 903 40 p. 98
FA 40 905 20 p. 41
FA 40 906 50 - p. 94
FA 40 906 100 p. 94
FA 40 907 20 p. 37
FA 40 908 20 - p. 97
FA 40 908 40 p. 97
FA 40 909 20 - p. 94
FA 40 909 40 - p. 94
FA 40 909 100 - p. 94
FA 40 909 150 - p. 94
FA 40 909 250 p. 94
FA 40 909 30A p. 96
FA 40 909 50A p. 96
FA 50 101 17 p. 102
FA 50 101 17B p. 102
FA 50 102 17 p. 102
FA 50 103 22 p. 104
FA 50 103 22B p. 104
FA 50 106 22 p. 108
FA 50 107 15B p. 104
FA 50 201 22 p. 104
FA 50 201 22B p. 104
FA 50 202 17 p. 103
FA 50 207 55 p. 103
FA 50 208 11 p. 107
FA 50 210 11 p. 108
FA 50 211 75 p. 108
FA 50 212 21 p. 106
FA 50 213 80 p. 103
FA 50 214 60 p. 107
FA 50 216 55 p. 103
FA 50 218 60 p. 107
FA 50 219 14B p. 104, 157
FA 50 220 21 p. 106
FA 50 221 17 p. 106
FA 50 222 55 p. 39, 109
FA 50 223 15 p. 39, 109
FA 50 224 18 p. 102
FA 50 225 23B p. 102
FA 50 226 60 p. 107
FA 50 227 60 p. 107
FA 50 228 18B p. 106
FA 50 229 25B p. 106
FA 50 230 20B p. 105
FA 50 301 23 p. 102
FA 50 301 23B p. 102
FA 50 302 22 p. 104
FA 50 304 22B p. 104
FA 50 305 16 p. 108
FA 50 400 16 p. 109
FA 50 401 10 p. 109
FA 50 500 00 p. 105
FA 50 500 12 p. 105
FA 50 900 00 p. 105
FA 60 001 00 p. 120
FA 60 002 00 p. 120
FA 60 001 02 p. 120
FA 60 001 03 p. 120
FA 60 001 04 p. 120
FA 60 002 01 p. 121
FA 60 002 02 p. 121
FA 60 002 03 p. 120
FA 60 003 20 p. 126
FA 60 003 20S p. 126
FA 60 003 30 p. 126
FA 60 003 30S p. 126
FA 60 004 15 p. 141
FA 60 004 15A p. 42
FA 60 005 06 p. 140
FA 60 005 08 - p. 140
FA 60 005 12 - p. 140
FA 60 006 15 - p. 140
FA 60 005 20 - p. 140
FA 60 005 30 p. 140
FA 60 006 10 p. 141
FA 60 006 10S p. 141
FA 60 006 20 p. 141
FA 60 006 20S p. 141
FA 60 006 40S p. 141
FA 60 007 00 p. 144
FA 60 007 01 p. 145
FA 60 007 02 p. 145
FA 60 007 03 p. 143
FA 60 007 04 p. 146
FA 60 008 00 p. 134
FA 60 008 01 p. 134
FA 60 008 03 p. 134
FA 60 008 04 p. 39, 134
FA 60 008 05 p. 135
FA 60 009 00 p. 136
FA 60 010 00 p. 128
FA 60 011 00 p. 136
FA 60 012 00 p. 132
FA 60 014 00 p. 136
FA 60 014 01 p. 136
FA 60 015 00 p. 128
FA 60 015 01 p. 128
FA 60 016 01 p. 139
FA 60 016 02 p. 139
FA 60 016 05 p. 38, 139
FA 60 016 06 p. 139
FA 60 017 15 p. 41
FA 60 018 00 p. 137
FA 60 019 00 p. 137
FA 60 019 01 p. 137
FA 60 022 00 p. 124
FA 60 022 01 p. 124
FA 60 022 02 p. 124
FA 60 022 03 p. 125
FA 60 022 04 p. 125
FA 60 022 05 p. 125
FA 60 022 06 p. 125
FA 60 022 11 p. 124
FA 60 022 12 p. 124
FA 60 022 13 p. 124
FA 60 023 20 p. 126
FA 60 023 20R p. 126
FA 60 026 00 p. 132
FA 60 027 10 p. 136
FA 60 027 10A p. 136
FA 60 027 12 p. 136
FA 60 027 12A p. 136
FA 60 028 14 p. 136
FA 60 029 05 p. 141
FA 60 029 10 p. 141
FA 60 030 04 p. 132
FA 60 032 00 p. 143
FA 60 033 18 p. 147
FA 60 033 19 p. 135
FA 60 034 00 p. 132
FA 60 036 03 p. 123
FA 60 036 05 p. 123
FA 60 037 12 p. 138
FA 60 038 00 p. 137
FA 60 038 01 p. 137
FA 60 039 01 p. 148, 149
FA 60 039 02 p. 148, 149
FA 60 039 12 p. 148
FA 60 039 12S p. 148
FA 60 039 12W p. 149
FA 60 039 12WS p. 149
FA 60 039 24 p. 148
FA 60 039 24S p. 148
FA 60 039 24W p. 149
FA 60 039 24WS p. 149
FA 60 040 00 p. 130
FA 60 041 00 p. 133
FA 60 042 00 p. 133
FA 60 043 00 p. 127
FA 60 044 00 p. 131
FA 60 045 00 p. 129
FA 60 046 00 p. 131
FA 60 047 00 p. 138
FA 60 101 00 p. 121
FA 60 101 01 p. 121
FA 60 101 02 p. 121
FA 60 102 00 p. 121
FA 60 103 00 p. 122
FA 60 104 00 p. 123
FA 60 105 00 p. 114
FA 60 105 01 p. 115
FA 60 105 02 p. 115
FA 60 105 07 p. 114
FA 60 106 00 p. 118
FA 60 106 01 p. 118, 119
FA 60 106 02 p. 118, 119
FA 60 106 03 p. 117
FA 60 107 00 p. 116
FA 60 108 00 p. 117
FA 60 200 00 p. 150
FA 60 200 01 p. 151
FA 60 320 00 p. 133
FA 60 330 00 p. 133
FA 60 900 00 p. 144
FA 60 901 09 p. 143
FA 70 000 98A p. 157
FA 70 001 00 p. 156
FA 70 002 00 p. 156
FA 70 004 00 p. 156
FA 70 005 00 p. 167
FA 70 006 00 p. 159
FA 70 007 00 p. 159
FA 70 007 01 p. 159
FA 70 008 00 p. 158
FA 70 008 01 p. 158
FA 70 008 02 p. 158
FA 70 010 99 p. 157
FA 70 011 99 p. 157
FA 70 012 99 p. 157
FA 70 013 00 p. 157
FA 70 015 00 p. 156
FA 70 016 00 - p. 158
FA 70 016 01 p. 158
FA 70 017 00 - p. 158
FA 70 017 01 p. 158
FA 70 018 00 p. 168

INDEX

FA 70 018 01 p. 168
FA 70 019 00 p. 167
FA 70 020 00 p. 166
FA 70 021 00 p. 156
FA 70 023 01 p. 158
FA 70 025 20 p. 165
FA 70 025 30 p. 165
FA 70 025 50 p. 165
FA 70 027 20 p. 164
FA 70 027 30 p. 164
FA 70 027 50 p. 164
FA 70 028 11 p. 167
FA 70 029 06R p. 169
FA 70 030 11 p. 167
FA 70 031 00 p. 166
FA 70 032 00 p. 166
FA 70 033 10 p. 157
FA 70 034 00 p. 159
FA 70 035 00 p. 159
FA 70 036 00 p. 159
FA 70 109 20 - p. 163
FA 70 109 40 p. 163
FA 70 109 98 p. 163
FA 70 109 99 p. 163
FA 70 111 00 p. 163
FA 70 111 20 - p. 163
FA 70 111 40 p. 163
FA 70 201 00 p. 162
FA 70 201 20 - p. 162
FA 70 201 40 p. 162
FA 80 001 00 p. 176
FA 80 002 00 p. 177
FA 80 005 00 p. 179
FA 80 008 00 p. 177
FA 80 103 00 p. 179
FA 80 104 00 p. 178
FA 80 104 01 p. 178
FA 80 105 00 p. 178
FA 80 108 00 p. 176
FA 80 109 00 p. 177
FA 80 112 00 p. 176
FA 80 113 00 p. 179
FA 90 004 00 p. 74
FA 90 005 00 p. 74
FA 90 006 00 p. 74
FA 90 100 00 p. 180
FA 90 101 00 p. 181
FA 90 102 00 p. 180
FA 90 103 00 p. 180
FA 90 105 00 p. 181
FA 90 106 00 p. 181
FA 90 107 00 p. 181
FA 90 115 00 p. 181
FA 90 116 00 p. 180
FA 90 117 00 p. 181
FA 90 118 00 p. 181
FA 90 131 16 p. 180
FA 90 131 18 p. 180
FA 90 203 00 p. 180
HL 10 001 00 p. 173
HL 10 002 00 p. 173
HL 10 100 00 p. 172
HL 10 101 00 p. 172
HL 10 102 00 p. 172
HL 10 102 01 p. 172
HL 10 103 00 p. 172
HL 10 104 00 p. 172
HL 10 900 00 p. 173
HL 10 900 01 p. 173
HL 10 900 02 p. 173
HL 10 900 03 p. 173
HP 10 100 00 p. 171
HP 10 200 00B p. 170
HP 10 200 00O p. 170
HP 10 200 00R p. 170
HP 10 200 00W p. 170
HP 10 200 01 p. 171
HP 10 200 02 p. 171
HP 10 200 10 p. 171
HP 10 200 20 p. 171
HP 10 200 00W p. 171
HP 10 300 00B p. 170
HP 10 300 00O p. 170
HP 10 300 00R p. 170
HP 10 300 00W p. 170
KS 2001 p. 76
KS 4000 p. 150, 151
KS 5000 p. 152, 153
KS 6000 p. 77
KS 7000 p. 77
KS 8000 p. 80
KS 9000 p. 81
LA 10 250 10 p. 186
LA 10 300 10 p. 186
LA 10 300 15 p. 186
LA 10 400 10 p. 186
LA 10 400 20 p. 186
LA 10 500 10 p. 186
LA 10 500 15 p. 186
LA 10 500 20 p. 186
LA 10 1000 11 p. 187
LA 10 1000 16 p. 187
SEALPACK p. 165
TS 90 001 00 p. 182
TS 90 001 01 p. 182
TS 90 001 02 p. 182
TS 90 001 03 p. 182
TS 90 001 04 p. 184
TS 90 001 05 p. 184
TS 90 001 06 p. 182
TS 90 001 07 p. 184
TS 90 001 08 p. 184
TS 90 001 09 p. 183
TS 90 001 10 p. 183
TS 90 001 11 p. 183
TS 90 001 12 p. 183
TS 90 001 13 p. 183
TS 90 001 14 p. 183
TS 90 001 15 p. 184
TS 90 100 00 p. 185
TS 90 101 00 p. 185

KRATOS SAFETY™ est une marque déposée. La société se réserve le droit de modifier les caractéristiques de ses produits sans préavis. Document non contractuel, sous réserve d'erreurs d'impression. Reproduction interdite.

KRATOS SAFETY™ is a registered trademark. The company reserves the right to change manufacturing specifications of its products without notice. Non-contractual document, subject to printing errors. Reproduction prohibited.

KRATOS SAFETY™ es una marca registrada. La empresa se reserva el derecho de modificar las características de sus productos sin previo aviso. Documento no contractual, bajo reserva de errores de impresión. Reproducción prohibida.

KRATOS SAFETY™ è un marchio registrato. La società si riserva il diritto di modificare, anche senza preavviso, le caratteristiche dei propri prodotti. Documento non contrattuale, con riserva di errori di stampa. È vietata la riproduzione.

KRATOS SAFETY™ ist eine eingetragene Marke. Das Unternehmen behält sich das Recht vor, die Merkmale seiner Produkte ohne Vorwarnung zu ändern. Vertraglich nicht bindendes Dokument, Druckfehler vorbehalten. Vervielfältigung verboten.

NOTES

NOTES


KRATOS
SAFETY
SOLUTIONS FOR LIFE



KRATOS SAFETY SAS

689 Chemin du Buclay
38540 Heyrieux - FRANCE
Tel : +33 (0)4 72 48 78 27
Fax : +33 (0)4 72 48 58 32
E-mail: info@kratossafety.com

www.kratossafety.com

MIXTE
Issu de sources responsables
FSC®

Printed on FSC® certified paper
from responsibly harvested sources