




by  GS YUASA

Vehicle battery range

Automotive, commercial vehicle, leisure & marine, specialist & garden, motorcycle & powersport, floor cleaning & aerial access, workshop accessories



The world's leading battery manufacturer

The complete solution from the world's leading battery manufacturer



Automotive



Light commercial vehicle



Commercial vehicle



Leisure



Marine

Contents



Yuasa overview	4
Understanding ratings	8
Automotive	10
Commercial vehicle	22
Leisure & marine	28
Specialist & garden	34
Layout, container & terminal diagrams	36
Motorcycle & powersport	38
Floor cleaning & aerial access	52
Workshop accessories	54
Battery recycling	62

Find the right battery for your vehicle

Find the right battery for your vehicle using our powerful online battery lookup system:

Consumer website: **www.yuasa.com**

Trade lookup: **fit.yuasa.com**



BATTERY
YUASA
 TRADE MARK




YUASA
BATTERY



100 YEARS OF QUALITY, RELIABILITY & PERFORMANCE

- Over 100-year pedigree, founded in 1918
- UK market leader for vehicle & industrial batteries
- Engineered for long life & maximum power
- The largest vehicle coverage from one brand

Join the millions of people who enjoy the long service life, high performance and exceptional reliability provided by Yuasa, the world's leading battery manufacturer.





Creating the Future of Energy

GS Yuasa Battery Europe

For over 30 years, GS Yuasa Battery Europe Ltd have been Europe's leading battery supplier.

From sales and distribution centres in the UK, Italy, Spain, France, Germany and Sweden, GS Yuasa supply European markets with an extensive range of high quality energy storage and network stabilisation solutions.

Our award-winning products, service and supply lead the industry and continue to set new standards of customer care, quality, choice and year-round availability.

A GS Yuasa company

GS Yuasa are the world's leading battery manufacturer and global leader for quality and innovation.

The GS Yuasa Group consists of 65 subsidiaries and 33 affiliates in countries throughout the world.

For over 100 years GS Yuasa has continually created advanced stored energy solutions under the philosophy of "innovation and growth", and established itself as the number one choice for vehicle and industrial batteries.

GS Yuasa batteries are used in a wide range of applications from the Shinkai deep sea submarine, to the Boeing 787 Dreamliner aircraft and International Space Station... and everything in between.

A UK manufacturer

Production began at GS Yuasa's manufacturing plant in Ebbw Vale, UK in 1981.

Manufacturing Yuasa NPL, EN, ENL and SWL battery ranges, well over 85 million batteries have been produced since the factory opened.



ORIGINAL EQUIPMENT MANUFACTURER

To the world's top vehicle marques

Vehicle manufacturers demand the best, so overwhelmingly fit GS Yuasa batteries as standard:

Automotive:

BMW, Daihatsu, Daimler, Ford, Fiat, General Motors, Honda, Hyundai, Infiniti, Isuzu, Land Rover, Lexus, Mazda, Mercedes-Benz, Mitsubishi, Nissan, PSA Peugeot Citroen, Renault, Subaru, Suzuki, TATA, Toyota

Motorcycle:

Aprilia, BMW, Ducati, Harley-Davidson, Honda, Kawasaki, KTM, Moto Guzzi, MV Augusta, Piaggio, Suzuki, Triumph, Vespa, Yamaha

Powersport:

Artic Cat, Bombardier Sea-Doo, Bombardier Ski-Doo, BRP Rotax, Honda, Kawasaki, Polaris, Suzuki, Yamaha

Commercial vehicle:

BMC, Daihatsu, Erkunt, Ford Otosan, Hino, Isuzu, GAZ Ticari Araçlar, Hattat Tarim, Honda, Mazda, Mitsubishi Fuso, Mercedes-Benz, Nissan, Otokar, Suzuki, Toyota, Tafe, Temsa, Tumosan, UD Trucks

Plant & agriculture:

Caterpillar, Cummins, IHI Construction Machinery, Iseki, Kobelco, Komatsu, Kubota, Mitsubishi Heavy Industries, Tedano Cranes, Yanmar

Leisure:

Abbey, Ace, Autocruise, Bessacarr, Buccaneer, Compass, Eccles, Elddis, Erwin Hymer Group, Escape, Mondial, Sprite, Sterling, Swift Group, Xplore



OESAA Member

GUARANTEED QUALITY

GS Yuasa Battery Sales UK Ltd uses the internationally recognised quality management system ISO 9001 to provide the framework for consistent performance and reliable service in the supply of automotive, motorcycle and industrial batteries to our customers.

Our customers can be confident that we have the tools in place to ensure customer satisfaction in products, supply and service.



FM: 585105



The Yuasa difference - your complete power solution



Award-winning products & service

We pride ourselves on offering the best customer service, year-round availability and high quality products. Over recent years, Yuasa has been recognised with several prestigious awards including Supplier of the Year from the IAAF.



The largest range available

Providing coverage of over 99% of the European vehicle parc, Yuasa cover more vehicles and applications than any other manufacturer. Our market-leading product ranges include a comprehensive selection of technologically advanced batteries and accessories.



UK based technical support team

With a dedicated team of specialist engineers and technicians, Yuasa's technical department provide support and advice to thousands of Yuasa users each year. The team handle technical enquiries at all levels and can be contacted on +44 (0)1793 833555 or info@gs-yuasa.uk.



Training for workshops & distributors

Training is an integral part of our service. Aiming to dispel myths and highlight opportunities, our interactive sessions deliver up-to-date training on the latest battery technology in an engaging and accessible way.



Innovation & technology

We invest heavily in research, development and product testing to ensure we continue to meet the needs of the market place and the next generation of vehicles.




Fast delivery & distribution

Our large distribution centre can deliver mixed pallets or single batteries next day within the UK, and within 48 hours for Northern Ireland and Ireland.



Sponsorship & advertising

Yuasa is one of the most well recognised brands on the market. We're proud of our high-profile sponsorship programme which includes world famous motorsport teams, football, rugby and cricket, plus targeted year-round advertising.



Nationwide scrap collection service

We are dedicated to caring for the environment and offer a comprehensive scrap collection service. Our easy-to-use solution not only collects and recycles waste batteries but also provides businesses with additional revenue. See page 60 for more details.



UNDERSTANDING RATINGS

Battery specifications explained



12 VOLT	65 Ah	640 A (EN)	WATER LOSS W4 W1 - W5	CHARGE RETENTION C2 C1 - C2
			VIBRATION V3 V1 - V4	ENDURANCE E1 E1 - E4

Batteries are rated according to a range of specifications and standards. Understanding these ratings and their relevance to the battery's application and operating conditions is key to selecting the right battery.

Ampere-Hour @ 20hr (Ah)

Ah refers to the battery's storage capacity. At 25°C, the battery must achieve greater than 20 hours of discharge time at a given load, down to a cut-off voltage of 10.5V. For example, a 60Ah battery will deliver a current of 3A for 20 hours.

65
Ah



The more accessories that are in use, the faster available battery energy is consumed. Consumption of the battery's capacity is referred to as 'discharging'.

Cold Cranking Amperes (CCA)

Is a measurement of the maximum current a fully charged battery can deliver at -18°C. It is used to determine a battery's ability to supply high cranking current to start the engine and maintain sufficient voltage to power the ignition requirements under severe cold starting conditions. Temperature plays a key role in a battery's ability to deliver CCA.

640
A (EN)

New battery performance markings

Alongside the common voltage (V), capacity (Ah) and cold cranking amps (A) ratings, all Yuasa automotive batteries carry recently introduced EN50342-1/6 European Standard performance markings.

Every battery in the range has undergone extensive testing to determine its performance. Having passed the requirements of several stringent tests, each battery has earned a classification number for the following criteria:



Water Loss: rated W1 – W5

The ability to retain water content. The better a battery performs, the less water it will lose in service. W1 (Traditional lead-acid battery) - W5 (Premium next generation battery technology)



Charge Retention: rated C1 - C2

The ability of the battery to retain stored chemical energy (charge) when not in use. C1 (Traditional lead-acid) - C2 (Modern calcium)



Vibration Level: rated V1 – V4

The battery's physical ability to resist the potentially damaging effects of vibration. V1 (Traditional car and light van) - V4 (Extreme heavy duty plant and commercial vehicle)



Endurance: rated E1 – E4 (Conventional types only)

The ability to withstand repeated charge/discharge cycles to 50% depth of discharge without failure. E1 (Conventional car and light van) - E4 (Extreme heavy duty plant and commercial vehicle)



Micro-Cycle: rated M1 – M3 (EFB & AGM types only)

The ability of the battery to provide power to restart the engine after frequent stop phases, its ability to recover state of charge afterwards and to resist ageing effects due to shallow pulse loads. M1 (Basic Start - Stop) - M3 (High end Start - Stop and hybrid)

Other ratings



Watt Hours

The amount of power the battery can supply when fully charged. You can calculate your requirements by working out the consumption of the accessories the battery will power, and how long you usually use them for.



Cyclic Life

The number of times the battery can be discharged to 50% then fully recharged. The higher the cyclic life, the more work the battery can do during its life in service.



Marine Cranking Amps (MCA)

The amount of cranking power the battery can provide to start the engine. It is the number of Amperes it can deliver for 30 seconds. Unlike CCA / A (EN), MCA is measured at a temperature of 0°C as this is more relevant to marine use.

Reserve Capacity (RC)

The length of time in minutes that a fully charged battery at 25°C can deliver a current of 25 Amps until the voltage drops to 10.50V (5.25V for a 6V Battery). RC provides an indication of the time that a vehicle with a normal electrical load will run for if the charging system (alternator) fails.



It is important to note that although a battery may feature an Ah rating, it does not imply suitability for cyclic use. Repeated deep discharge of a standard starter battery will damage the internal components and lead to premature failure. Deep cycle, leisure and marine batteries are designed to withstand repeated cycling and are the only battery types that are suitable for cycling applications.

NEXT GENERATION AUTOMOTIVE

For cars & light commercial vehicles with emission reduction systems



Premium next generation battery technology.

Yuasa next generation batteries are specially designed to satisfy the fuel saving and environmental benefits of vehicles fitted with emission reduction systems such as Start - Stop.

The range incorporates innovative design features and advanced raw materials to deliver superior cycling performance, high charge acceptance for rapid recharge in between engine off modes and the extra power to run on-board electrics whilst the engine is switched off.



Yuasa YBX® next generation automotive batteries are:

- Original equipment (OE) quality, performance & specification
- Fully maintenance free
- Supplied charged & ready to fit
- Designed with advanced safety features for ultimate peace of mind
- Next generation battery technology developed with leading vehicle manufacturers
- Optimised for the partial-state of charge performance required by vehicles with advanced technology
- Developed with a lower self-discharge rate for longer shelf life

YBX®9000 series **AGM**

- Up to 360,000 engine starts
- Designed & engineered for vehicles with advanced technology such as Start - Stop, regenerative braking & energy recovery
- Reduced fuel consumption & lower emissions
- Maximum safety with spill proof construction & no free acid
- Range features 6 batteries



YBX®7000 series **EFB**

- Up to 270,000 engine starts
- Designed & engineered for vehicles with advanced technology such as Start - Stop
- Lithium carbon additive for improved charge acceptance & performance
- Reduced fuel consumption & lower emissions
- The recommended choice for standard ignition vehicles that make lots of regular short journeys such as taxis & delivery vehicles
- Range features 15 batteries



Auxiliary, backup & GS Yuasa HJ series

Auxiliary batteries provide enhanced cycling capability and power the vehicle's on-board electrics and computer management system.

- Original equipment (OE) quality, performance & specification
- Ideal for the unique requirements of vehicles with auxiliary battery systems
- Maximum safety with spill proof construction & no free acid
- Fully maintenance free
- Long service life
- Supplied fully charged & ready to fit



CONVENTIONAL AUTOMOTIVE

For cars & light commercial vehicles with standard ignition



Start first time, every time with Yuasa YBX®.

Yuasa YBX conventional batteries feature specialist internal components, unique design features and industry leading technologies to combat the causes of battery failure and deliver reliability, long life and superior performance.

They provide dependable starting power, exceptional corrosion resistance and the performance to handle the demands of today's modern vehicles.



All Yuasa YBX® conventional automotive batteries are:

- Original equipment (OE) quality, performance & specification
- Fully maintenance free
- Supplied charged & ready to fit
- Designed with enhanced safety features including integrated flame arrestor & carrying handles



YBX®5000 series

- Up to 50,000 engine starts
- For vehicles with high power demands
- Maximum plates for superior starting power
- Rollover proof lid for extra safety
- Ideal for cold weather climates
- Premium choice for superior power & performance
- Range features 21 batteries

YBX®3000 series

- Up to 30,000 engine starts
- For vehicles with standard power demands
- Extra plates for higher starting power
- Rollover proof lid for extra safety
- Range features 37 batteries



YBX®1000 series

- Up to 20,000 engine starts
- For vehicles with basic power demands
- Range features 11 batteries







Classic & oldtimer series

- For classic & vintage vehicles with 6 Volt electrical systems
- Original equipment (OE) quality, performance & specification
- Authentic period look & feel
- Vibration resistant
- Hard rubber case
- Range features 14 batteries



Automotive battery range overview

Feature	 	 
	YBX®9000 AGM	YBX®7000 EFB
Number of engine starts	360,000	270,000
Voltage	12V	12V
Starter or auxiliary	Starter	Starter
Ignition type	Start - Stop	Start - Stop
Vehicle power demands	Start - Stop	Start - Stop
Original equipment quality, performance and specification	✓	✓
Fully maintenance free	✓	✓
Low maintenance		
Supplied charged and ready to fit	✓	✓
Lead calcium	✓	✓
Integrated flame arrestor	✓	✓
Carrying handles	✓	✓
State of charge indicator		✓
Rollover proof lid	✓	✓
High cyclic durability	✓	✓
Partial state of charge performance	✓	✓
High charge acceptance for faster charging	✓	✓
Reduced emissions and improved fuel economy	✓	✓
Advanced AGM (Absorbed Glass Mat)	✓	
Spill proof construction with no free acid	✓	
Block exemption (Right2Choose) compliant	✓	✓



YBX®5000	YBX®3000	YBX®1000	HJ	Classic and oldtimer
50,000	30,000	20,000	N/A	20,000
12V	12V	12V	12V	6V
Starter	Starter	Starter	Auxiliary	Starter
Standard ignition	Standard ignition	Standard ignition	N/A	Standard ignition
High	Standard	Basic	Auxiliary	Classic & vintage
✓	✓	✓	✓	✓
✓	✓	✓	✓	
				✓
✓	✓	✓	✓	✓
✓	✓	✓	✓	
✓	✓	✓	✓	
✓	✓	✓	✓	
✓	✓		✓	
✓	✓		✓	
			✓	
			✓	
✓	✓	✓	✓	✓

Automotive battery features

Feature	Description
Number of engine starts	The number of engine start cycles the battery can perform during its service life.
Voltage	Most cars and light commercial vehicles operate with a 12 Volt electrical system. Classic and vintage vehicles may use 6 Volts.
Starter or auxiliary	A starter battery's primary function is engine starting and powering electrical consumers. Auxiliary batteries vary in function but typically support on-board backup and auxiliary systems.
Ignition type	Standard (traditional) ignition systems or more advanced emission reductions systems, such as Start - Stop.
Vehicle power demands	Vehicles with lots of on-board systems such as entertainment, security and comfort features will require more power from the battery.
Original equipment quality, performance and specification	Products that are listed as OE meet or exceed the specification requirements of the one originally fitted to the vehicle at the point of manufacture.
Fully maintenance free	Sealed maintenance free batteries require no topping up with water for the duration of their service life.
Low maintenance	Low maintenance battery types may occasionally need topping up during normal service.
Supplied charged and ready to fit	All Yuasa automotive batteries are charged and ready to fit.
Lead calcium	Modern lead calcium plate technology ensures reduced water loss, slower self-discharge and extended service life.
Integrated flame arrestor	A safety device that prevents the risk of fire by preventing external ignition sources and sparks entering the battery.
Carrying handles	For easy handling, transportation and installation.
State of charge indicator	Provides a general visual indication of state of charge.
Rollover proof lid	Prevents electrolyte from leaking if the battery is tipped over for short periods of time.
High cyclic durability	Resistant to the potentially damaging effects of repeated deep discharge.
Partial state of charge performance	Emission reduction technologies require the battery to provide an enhanced balance between ignition power and energy recovery.
High charge acceptance for faster charging	Allows faster recovery of battery state of charge between repeated engine starts and stops.
Reduced emissions and improved fuel economy	The effective operation of emission reduction and fuel saving systems is dependent on the battery.
Advanced AGM (Absorbed Glass Mat)	Absorbs the acid while creating high cell compression for improved cyclic durability and extreme vibration resistance.
Spill proof construction with no free acid	All electrolyte liquid is absorbed in a sponge-like glass mat material and is not free to move around inside the battery.
Block exemption (Right2Choose) compliant	Our 'matching quality parts', are produced respecting the specification and product standard of the OE manufacturer. We are fully compliant with EU 330/2010 items 19 and 20 - Right2Choose.

Conventional automotive battery construction

1 Ergonomic carrying handles designed for improved comfort and constructed with moulded pivot pin for extra safety.

2 State of charge indicator (SOC) for on-the-spot indication of battery condition.

3 Terminal post caps to protect against short circuits.

4 Rollover proof polypropylene lid with internal labyrinth, protects against leakage and prevents electrolyte evaporating from the battery.

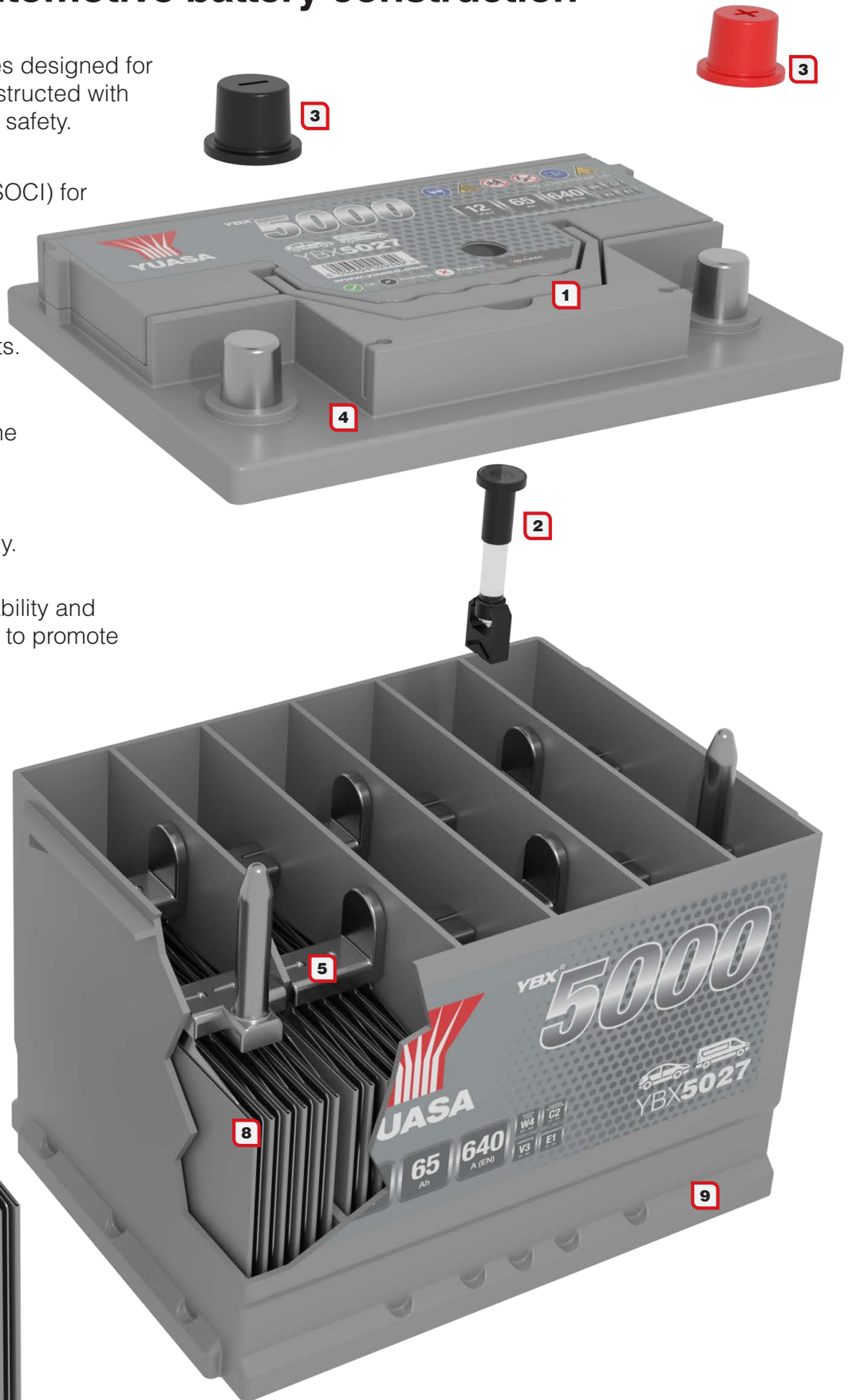

5 Cast on strap ensures durability and lowers electrical resistance to promote longer life.

6 Optimised grids designed for maximum cranking power and long service life. High quality materials and construction provides superior resistance to corrosion.

7 Active paste material developed to GS Yuasa's special formulation for higher cranking amps and exceptional grid adherence.

8 Robust plate pack construction designed to resist the damaging effects of vibration and ensure longevity.

9 Reinforced polypropylene case is strong, durable and resistant to breakage or leaks.



Next generation YBX automotive range specifications

Part number	Voltage (V)	Capacity (Ah)	CCA (A EN1)	 (all dimensions in mm)			 Weight (kg)	 Layout	Case type	Terminal	Hold-down	SOCl	Performance			
				Water Loss	Charge Retention	Vibration							Micro-Cycle			

YBX® 9000 AGM Start - Stop Plus series

European DIN types

YBX9012	12	50	520	207	175	190	15	0	L1 DIN AGM	T1	B13	-	W5	C2	V3	M3
YBX9027	12	60	640	243	175	190	17.7	0	L2 DIN AGM	T1	B13	-	W5	C2	V3	M3
YBX9096	12	70	760	278	175	190	20.5	0	L3 DIN AGM	T1	B13	-	W5	C2	V3	M3
YBX9115	12	80	800	317	175	190	23.2	0	L4 DIN AGM	T1	B13	-	W5	C2	V3	M3
YBX9019	12	95	850	353	175	190	25.6	0	L5 DIN AGM	T1	B13	-	W5	C2	V3	M3
YBX9020	12	105	950	393	175	190	29.6	0	L6 DIN AGM	T1	B13	-	W5	C2	V3	M3

YBX® 7000 EFB Start - Stop series

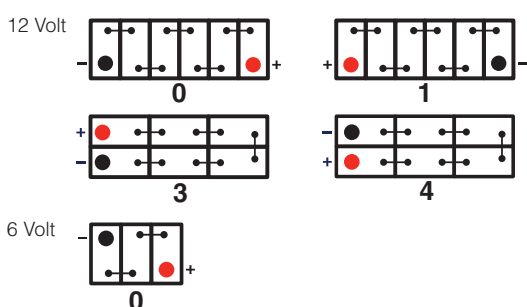
European DIN types

YBX7012	12	50	540	207	175	190	13.4	0	L3 DIN EFB	T1	B3	Yes	W3	C2	V3	M1
YBX7027	12	65	600	243	175	190	16.6	0	L2 DIN EFB	T1	B13	Yes	W3	C2	V3	M1
YBX7100	12	65	650	277	175	175	17.6	0	LB3 DIN EFB	T1	B13	Yes	W3	C2	V3	M1
YBX7096	12	75	700	278	175	190	19.3	0	L3 DIN EFB	T1	B13	Yes	W3	C2	V3	M1
YBX7110	12	75	730	315	175	175	19.8	0	LB4 DIN EFB	T1	B13	Yes	W3	C2	V3	M1
YBX7115	12	85	760	317	175	190	21.2	0	L4 DIN EFB	T1	B13	Yes	W3	C2	V3	M1
YBX7019	12	100	850	353	175	190	24	0	L5 DIN EFB	T1	B13	Yes	W3	C2	V3	M1

Japanese JIS types

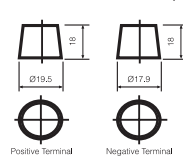
YBX7054	12	40	400	197	128	227	10.7	0	B20 JIS EFB (M42)	T1/T3	N	-	W3	C2	V3	M1
YBX7055	12	40	400	197	128	227	10.7	1	B20 JIS EFB (M42R)	T1/T3	N	-	W3	C2	V3	M1
YBX7053	12	45	450	238	128	227	13	0	B24 JIS EFB (N55)	T1/T3	N	-	W3	C2	V3	M1
YBX7005	12	65	620	232	173	225	16.8	0	D23 JIS EFB (Q55/Q85)	T1	N	-	W3	C2	V3	M1
YBX7014	12	65	620	232	173	225	17.3	1	D23 JIS EFB (Q55R/Q85R)	T1	N	Yes	W3	C2	V3	M1
YBX7031	12	72	720	260	173	225	19.5	1	D26 JIS EFB (S85R/S95R)	T1	N	Yes	W3	C2	V3	M1
YBX7030	12	80	760	260	173	225	19.3	0	D26 JIS EFB (S85/S95)	T1	N	-	W3	C2	V3	M1
YBX7335	12	80	780	305	173	225	22.5	0	D31 JIS EFB (T110)	T1	N	-	W3	C2	V3	M1

Layout

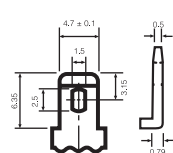


Terminal

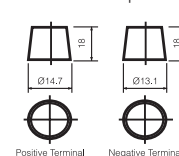
T1 Standard DIN post



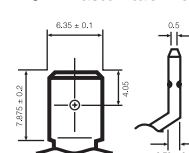
A Faston tab: 187



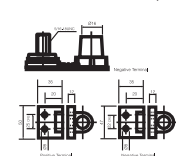
T3 Small Japanese JIS terminal



A/D Faston tab: 250



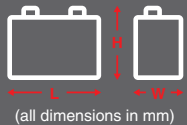
T9 Classic 702/703/721/722



5

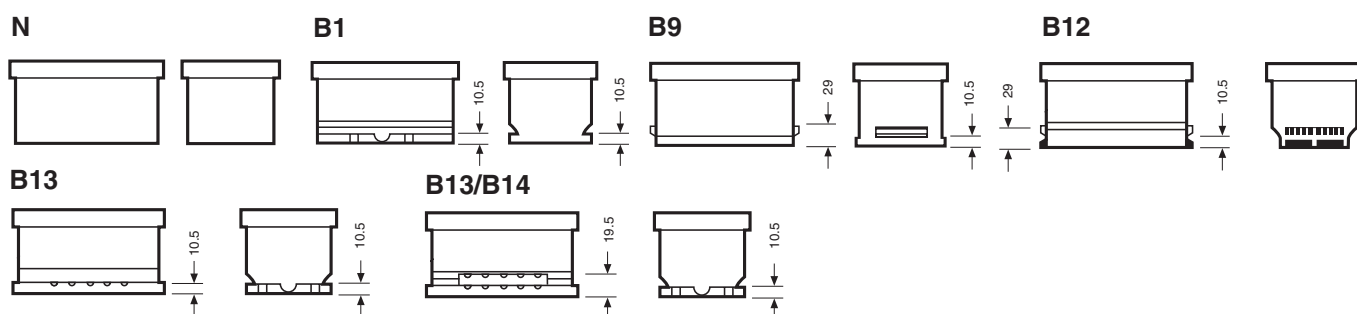


Auxiliary, backup & HJ AGM range specifications

Part number	Voltage (V)	Capacity (Ah)	CCA (A EN1)	 (all dimensions in mm)			Weight (kg)	Layout	Case type	Terminal	Hold-down	SOCl	Performance			
				L	W	H							Water Loss	Charge Retention	Vibration	Endurance
GS Yuasa HJ Auxiliary & backup																
HJ-S34B20L	12	35	272	197	129	227	10.5	0	B20 JIS AGM	T3	N	-	W5	C2	V2	E2
HJ-S34B20L-A	12	35	272	197	129	227	10.5	0	B20 JIS AGM	T3	N	-	W5	C2	V2	E2
HJ-S34B20R	12	35	272	197	129	227	10.5	1	B20 JIS AGM	T3	N	-	W5	C2	V2	E2
HJ-S46B24L (S)	12	45	325	238	126	227	12.7	0	B24 JIS AGM	T1	N	-	W5	C2	V2	E2
HJ-S46B24R	12	45	325	238	129	227	12.7	1	B24 JIS AGM	T3	N	-	W5	C2	V2	E2
HJ-S55D23L	12	57	430	220	171	227	15.1	0	D23 JIS AGM	T1	N	-	W5	C2	V2	E2
HJ-S55D23R-B	12	57	430	220	171	227	15.1	1	D23 JIS AGM	T1	N	-	W5	C2	V2	E2
HJ-S65D26L-B	12	68	400	257	171	227	17.3	0	D26 JIS AGM	T1	N	-	W5	C2	V2	E2
HJ-S75D31L	12	80	510	304	171	227	20.7	0	D31 JIS AGM	T1	N	-	W5	C2	V2	E2
Auxiliary & backup																
YTX4L-BS	12	3.2	50	114	71	86	1.4	0	MC AGM	5	N	-	-	-	-	-
YB4L-B	12	4.2	45	120	70	92	1.5	0	MC	5	N	-	-	-	-	-
GYAUX9	12	8.4	120	151	87	106	3	1	MC AGM	5	N	-	-	-	-	-
GYAUX14	12	12.6	200	150	87	145	4.6	1	AUX AGM	5	N	-	-	-	-	-
NP1.2-12	12	1.2	-	97	48	54.5	0.58	4	IND AGM	A	N	-	-	-	-	-
NP7-12	12	7	-	151	65	97.5	2.65	3	IND AGM	A/D	N	-	-	-	-	-
GS Yuasa HJ OE JIS Starter																
HJ-A24L	12	40	310	238	129	187	10.5	0	A24 JIS AGM (MX5)	T1	N	-	W5	C2	V2	E2

Classic & oldtimer automotive range specifications

421	6	56	250	169	174	217	11.5	0	Hard Rubber	T1	N	-	W1	C1	V1	E1
401	6	60	350	186	170	189	11.6	0	Hard Rubber	T1	N	-	W1	C1	V1	E1
404	6	77	360	215	171	190	12.7	0	Hard Rubber	T1	B12	-	W1	C1	V1	E1
501	6	85	385	224	173	217	20.1	0	Hard Rubber	T1	N	-	W1	C1	V1	E1
511	6	105	425	224	173	217	23.8	0	Hard Rubber	T1	N	-	W1	C1	V1	E1
521	6	112	400	291	170	227	22.5	0	Hard Rubber	T1	N	-	W1	C1	V1	E1
531	6	135	630	319	170	226	23	0	Hard Rubber	T1	N	-	W1	C1	V1	E1
541	6	150	510	347	174	225	27	0	Hard Rubber	T1	N	-	W1	C1	V1	E1
451	6	180	700	392	175	235	31.2	0	Hard Rubber	T1	N	-	W1	C1	V1	E1
712	6	200	520	315	181	372	39.5	0	Hard Rubber	T1	N	-	W1	C1	V1	E1
722	6	200	665	422	176	255	35	0	Hard Rubber	T9	N	-	W1	C1	V1	E1
733	6	200	665	422	176	240	35	0	Hard Rubber	T1	N	-	W1	C1	V1	E1
703	6	260	690	372	181	372	48	0	Hard Rubber	T9	N	-	W1	C1	V1	E1
713	6	260	690	372	181	372	48	0	Hard Rubber	T1	N	-	W1	C1	V1	E1

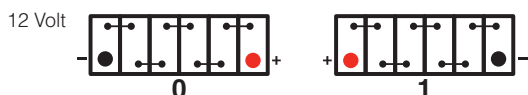


(Dimensions in millimetres)

Conventional automotive YBX range specifications

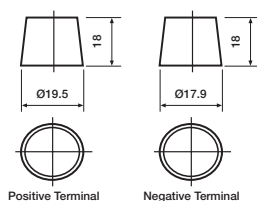
Part number	Voltage (V)	Capacity (Ah)	CCA (A EN1)	 (all dimensions in mm)			 Weight (kg)	 Layout	Case type	Terminal	Hold-down	SOCl	Performance			
				Water Loss	Charge Retention	Vibration							Endurance			
YBX® 5000 series																
European DIN types																
YBX5202	12	45	440	175	175	190	10.8	0	L0 DIN	T1	B13	Yes	W4	C2	V3	E1
YBX5063	12	52	520	208	175	175	12.4	0	LB1 DIN	T1	B13/B14	Yes	W4	C2	V3	E1
YBX5012	12	54	500	207	175	190	13.4	0	L1 DIN	T1	B13	Yes	W4	C2	V3	E1
YBX5075	12	60	640	243	175	175	14.7	0	LB2 DIN	T1	B13/B14	Yes	W4	C2	V3	E1
YBX5027	12	65	640	243	175	190	15.1	0	L2 DIN	T1	B13/B14	Yes	W4	C2	V3	E1
YBX5100	12	75	710	278	175	175	17.6	0	LB3 DIN	T1	B13/B14	Yes	W4	C2	V3	E1
YBX5096	12	80	740	278	175	190	18.8	0	L3 DIN	T1	B13	Yes	W4	C2	V3	E1
YBX5110	12	85	800	315	175	175	19.7	0	LB4 DIN	T1	B13	Yes	W4	C2	V3	E1
YBX5115	12	90	800	315	175	190	20.7	0	L4 DIN	T1	B13	Yes	W4	C2	V3	E1
YBX5116	12	90	800	315	175	190	20.7	1	L4 DIN	T1	B13	Yes	W4	C2	V3	E1
YBX5019	12	100	900	353	175	190	23.3	0	L5 DIN	T1	B13	Yes	W4	C2	V3	E1
YBX5020	12	110	950	394	175	190	26.3	0	L6 DIN	T1	B13	Yes	W4	C2	V3	E1
Japanese/Korean JIS types																
YBX5054	12	40	360	187	127	223	9.4	0	B19 JIS	T1/T3	N	Yes	W4	C2	V3	E1
YBX5056	12	40	360	187	137	223	9.4	0	B19 JIS	T1/T3	B1	Yes	W4	C2	V3	E1
YBX5053	12	50	450	238	129	223	12.4	0	B24 JIS	T1/T3	N	Yes	W4	C2	V3	E1
YBX5057	12	50	450	238	129	223	12.4	1	B24 JIS	T1/T3	N	Yes	W4	C2	V3	E1
YBX5005	12	65	580	232	173	225	16.2	0	D23 JIS	T1	N	Yes	W4	C2	V3	E1
YBX5068	12	75	650	269	174	223	18.1	0	D26 JIS	T1	B9	Yes	W4	C2	V3	E1
YBX5069	12	75	650	269	174	223	18.1	1	D26 JIS	T1	B9	Yes	W4	C2	V3	E1
YBX5334	12	100	830	304	173	225	21.6	1	D31 JIS	T1	B1	Yes	W4	C2	V3	E1
YBX5335	12	100	830	304	173	225	21.6	0	D31 JIS	T1	B1	Yes	W4	C2	V3	E1
YBX® 3000 series																
European DIN types																
YBX3102	12	42	390	175	175	190	10.5	1	L0 DIN	T1	B13	Yes	W4	C2	V3	E1
YBX3202	12	42	390	175	175	190	10.5	0	L0 DIN	T1	B13	Yes	W4	C2	V3	E1
YBX3063	12	45	440	207	175	175	11.6	0	LB1 DIN	T1	B13/B14	Yes	W3	C2	V2	E1
YBX3077	12	45	380	207	175	190	12.7	1	L1 DIN	T1	B13	Yes	W3	C2	V2	E1
YBX3012	12	52	450	207	175	190	13.3	0	L1 DIN	T1	B13/B14	Yes	W3	C2	V2	E1
YBX3075	12	60	550	245	175	175	14.4	0	LB2 DIN	T1	B13/B14	Yes	W3	C2	V2	E1
YBX3027	12	62	550	242	175	190	16	0	L2 DIN	T1	B13	Yes	W3	C2	V2	E1
YBX3078	12	62	550	242	175	190	16	1	L2 DIN	T1	B13	Yes	W3	C2	V2	E1
YBX3100	12	71	680	278	175	175	17.1	0	LB3 DIN	T1	B13/B14	Yes	W3	C2	V2	E1
YBX3086	12	76	680	278	175	190	19	1	L3 DIN	T1	B13	Yes	W3	C2	V2	E1
YBX3096	12	76	680	278	175	190	19	0	L3 DIN	T1	B13	Yes	W3	C2	V2	E1
YBX3110	12	80	760	315	175	175	17.2	0	LB4 DIN	T1	B13	Yes	W3	C2	V2	E1
YBX3115	12	85	760	317	175	190	19.8	0	L4 DIN	T1	B13	Yes	W4	C2	V3	E1
YBX3017	12	90	800	353	175	175	21.8	0	LB5 DIN	T1	B13	Yes	W3	C2	V2	E1

Layout

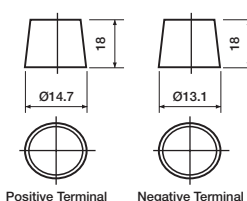


Terminal

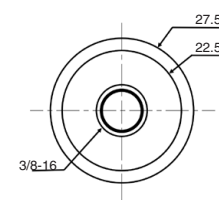
T1 Standard DIN post






T3 Small Japanese JIS terminal



FT US BCI group type



Part number	Voltage (V)	Capacity (Ah)	CCA (A EN1)	 (all dimensions in mm)			 Weight (kg)	 Layout	Case type	Terminal	Hold-down	SOCl	Performance			
				L	W	H							Water Loss	Charge Retention	Vibration	Endurance

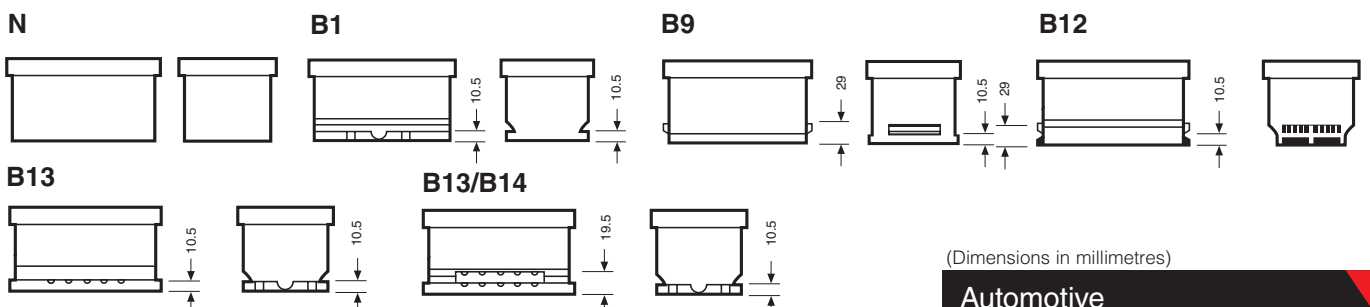
YBX[®]3000 series

YBX3019	12	95	850	353	175	190	24	0	L5 DIN	T1	B13	Yes	W3	C2	V2	E1
Japanese/Korean JIS types																
YBX3009	12	30	300	167	129	224	8.6	0	B17 JIS	T3	N	Yes	W4	C2	V3	E1
YBX3054	12	36	330	187	127	227	9.3	0	B19 JIS	T1/T3	N	Yes	W3	C2	V2	E1
YBX3055	12	36	330	187	127	227	9.3	1	B19 JIS	T1/T3	N	Yes	W3	C2	V2	E1
YBX3056	12	36	330	187	136	227	9.3	0	B19 JIS	T1/T3	B1	Yes	W3	C2	V2	E1
YBX3053	12	45	400	238	129	225	12.4	0	B24 JIS	T1/T3	N	Yes	W3	C2	V2	E1
YBX3057	12	45	400	238	129	225	12.4	1	B24 JIS	T1/T3	N	Yes	W3	C2	V2	E1
YBX3004	12	50	400	202	173	225	12.9	1	D20 JIS	T1	N	Yes	W4	C2	V3	E1
YBX3108	12	50	400	202	173	225	12.9	0	D20 JIS	T1	B1	Yes	W4	C2	V3	E1
YBX3205	12	60	540	230	174	205	14.9	0	D23 LOW JIS	T1	B1	Yes	W4	C2	V3	E1
YBX3214	12	60	540	230	174	205	14.9	1	D23 LOW JIS	T1	B1	Yes	W4	C2	V3	E1
YBX3005	12	60	500	231	173	225	15.5	0	D23 JIS	T1	N	Yes	W3	C2	V2	E1
YBX3014	12	60	500	231	173	225	15.5	1	D23 JIS	T1	N	Yes	W3	C2	V2	E1
YBX3030	12	72	630	258	174	225	18.4	0	D26 JIS	T1	N	Yes	W3	C2	V2	E1
YBX3031	12	72	630	258	174	225	18.4	1	D26 JIS	T1	N	Yes	W3	C2	V2	E1
YBX3068	12	72	630	269	174	223	17.5	0	D26 JIS	T1	B9	Yes	W4	C2	V3	E1
YBX3069	12	72	630	269	174	223	17.5	1	D26 JIS	T1	B9	Yes	W4	C2	V3	E1
YBX3334	12	95	720	304	174	225	20.8	1	D31 JIS	T1	B1	Yes	W3	C2	V2	E1
YBX3335	12	95	720	304	174	225	20.8	0	D31 JIS	T1	B1	Yes	W3	C2	V2	E1
US BCI Group types																
YBX3111	12	50	530	236	182	177	12.9	0	GR58 BCI	T1	B1	Yes	W4	C2	V3	E1
YBX3113	12	50	530	236	182	177	12.9	1	GR58 BCI	T1	B1	Yes	W4	C2	V3	E1
YBX3750	12	66	660	230	179	185	15	1	GR75 BCI	FT	B1	Yes	W4	C2	V3	E1
YBX3780	12	74	740	260	183	185	16.7	1	GR78 BCI	FT	B1	Yes	W4	C2	V3	E1

YBX[®]1000 series

European DIN types																
YBX1063	12	40	360	207	175	175	11.4	0	LB1 DIN	T1	B13/B14	Yes	W3	C2	V2	E1
YBX1012	12	45	380	207	175	190	12.7	0	L1 DIN	T1	B13	Yes	W3	C2	V2	E1
YBX1075	12	56	510	243	175	175	13.7	0	LB2 DIN	T1	B13/B14	Yes	W3	C2	V2	E1
YBX1027	12	56	510	243	175	190	15	0	L2 DIN	T1	B13/B14	Yes	W3	C2	V2	E1
YBX1100	12	65	540	278	175	175	15.8	0	LB3 DIN	T1	B13/B14	Yes	W3	C2	V2	E1
YBX1096	12	70	640	278	175	190	18.4	0	L3 DIN	T1	B13	Yes	W3	C2	V2	E1
YBX1019	12	90	800	353	175	190	22.9	0	L5 DIN	T1	B13	Yes	W3	C2	V2	E1
Classic European types																
YBX1038	12	35	330	243	135	202	11.1	1	A (British Leyland)	T1	B12	-	W3	C2	V2	E1
YBX1048	12	45	350	220	135	225	13.7	0	E2 (Talbot)	T1	B1	-	W3	C2	V2	E1
YBX1049	12	45	350	220	135	225	15.8	1	E2 (Talbot)	T1	B1	-	W3	C2	V2	E1
YBX1072	12	72	600	258	173	206	18.8	1	D26 T-Lid (Volvo)	T1	N	-	W3	C2	V2	E1

Hold-down



COMMERCIAL VEHICLE

For HGV, PSV, specialist utility, agriculture & heavy plant vehicles



Super heavy duty power for the long haul.

Manufactured using some of the toughest components and materials available, Yuasa commercial vehicle batteries represent the latest in performance and reliability. They give drivers and fleet managers what they really want - longer life with less down time.

Delivering more than just superior starting power, they can sustain constant current loads over extended periods, to run on-board accessories for longer.



Yuasa YBX super heavy duty commercial vehicle batteries feature:

- Original equipment (OE) quality, performance & specification
- Specially designed & constructed for the rigours of commercial, agricultural & plant vehicle applications
- Enhanced safety features including integrated flame arrestor & carrying handles

YBX®7000 series



- Premium choice for high power demands & end of chassis location
- Next generation enhanced flooded technology suitable for vehicles with Start - Stop systems or standard ignition
- For frequent overnight stays where hotel loads are applied
- XVR Extreme vibration resistance – 8 times V4
- M1 Micro-Cycle endurance – over 765 cycles (17.5% DOD)
- Fully maintenance free with sealed double lid & built in electrolyte mixing device to extend battery life
- Optimised for frequent stop & start driving patterns thanks to exceptional partial state-of-charge operation
- High charge acceptance for faster charging
- End venting for remote exhaust of gases
- Lowest self-discharge rate for extended shelf life
- Range features 2 batteries



YBX®5000 series

- Designed for high performance vehicles with high power demands
- For regular overnight stays where hotel loads are applied
- XVR Extreme vibration resistance – 8 times V4
- M1 Micro-Cycle endurance – over 765 cycles (17.5% DOD)
- Suitable for end of chassis location
- Fully maintenance free with sealed double lid
- End venting for remote exhaust of gases
- Lowest self-discharge rate for extended shelf life
- Range features 4 batteries

Yuasa YBX super heavy duty commercial vehicle batteries feature:

- Original equipment (OE) quality, performance & specification
- Specially designed & constructed for the rigours of commercial, agricultural & plant vehicle applications
- Enhanced safety features including integrated flame arrestor & carrying handles

YBX®3000 series

- Designed for vehicles with standard power demands
- For occasional overnight stays where hotel loads are applied
- Superior vibration resistance – V3
- E2 Endurance rating – up to 150 cycles (50% DOD)
- Fully maintenance free with sealed double lid
- End venting for remote exhaust of gases
- Low self-discharge rate for extended shelf life
- Range features 13 batteries



YBX3623, YBX3625, YBX3627, YBX3628, YBX3629 & YBX3630 feature V4 vibration resistance. They are suitable for end of chassis location.



YBX®1000 series

- Designed for vehicles with basic power demands
- High vibration resistance – V2
- E1 Endurance rating – over 80 cycles (50% DOD)
- Maintenance free with easy access lid plugs for topping up if required
- Range features 26 batteries

Application examples for commercial vehicle range

Example scenario		Minimum recommendation	Recommended battery characteristics		
Vehicle	Usage	Battery range	Endurance / Micro-Cycle	Vibration resistance	Power demands
HGV & truck					
HGV with sleeper cab	Long haul with frequent hotel usage	YBX7000	M1	XVR	High cyclic
HGV without sleeper cab	Long haul	YBX3000	E2	V3	Standard
Truck with a tail lift	Multi-drop short haul	YBX5000	M1	XVR	High
Truck without a tail lift	Non-urban short haul	YBX1000	E1	V2	Basic
Specialist utility					
Fire Engine	Varied daily	YBX7000	M1	XVR	High cyclic
Ambulance	Varied daily	YBX7000	M1	XVR	High cyclic
Refuse collection	Continuous	YBX3000	E2	V3	Standard
Gritter truck	Continuous	YBX3000	E2	V3	Standard
Cargo tractor	Tug transfers	YBX3000	E2	V3	Standard
Agricultural					
Small Tractor	Varied daily	YBX1000	E1	V2	Basic
Large Tractor	Varied daily	YBX1000	E1	V2	Basic
Combine Harvester	Seasonal	YBX3000	E2	V3	Standard
Passenger service vehicles (PSV)					
Mini Bus (standard ignition)	Varied	YBX3000	E2	V3	Standard
Coach	Long haul	YBX3000	E2	V3	Standard
Public Bus	Urban multi-stop	YBX7000	M1	XVR	High cyclic
Heavy plant					
Cranes	Lengthy daily	YBX5000	M1	XVR	High
Loaders	Extreme terrain	YBX5000	M1	XVR	High
Bulldozers	Extreme terrain	YBX5000	M1	XVR	High
Excavators	High vibration	YBX5000	M1	XVR	High

Label icons explained



Cycles

Applicable to working out hotel load frequency requirements, cycles are the number of times the battery can be discharged then fully recharged. The higher the cyclic life, the more work the battery can do during its life.



XVR extreme vibration resistance

Batteries with XVR have 8 times V4 vibration resistance. Their advanced plate design and stronger intercell welds mean they are the most robust YBX batteries.



End of chassis location

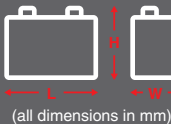


The battery is built to withstand the extra vibration demands caused by end of chassis location. Failure to use a recommended battery will result in damage and premature failure.



Mixing device

The built-in mixing device constantly mixes the battery electrolyte to prevent plate damage caused by stratification and significantly extends battery service life.

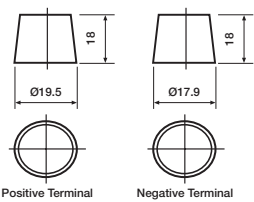
Super heavy duty commercial vehicle range specifications

Part number	Voltage (V)	Capacity (Ah)	CCA (A EN1)				 Weight (kg)	 Layout	Case type	Terminal	Hold-down	SOCl	Performance				
				L	W	H							Water Loss	Charge Retention	Vibration	Endurance / Micro-Cycle	
YBX® 7000 EFB Start - Stop series																	
European DIN types																	
YBX7629	12	185	1230	511	222	215	46.2	3	DIN B	T1	N	Yes	W3	C2	V4	M1	
YBX7625	12	230	1400	516	274	236	56.2	3	DIN C	T1	N	Yes	W3	C2	V4	M1	
YBX® 5000 series																	
European DIN types																	
YBX5627	12	145	900	513	189	223	37	3	DIN A	T1	N	Yes	W3	C2	V4	M1	
YBX5629	12	185	1200	511	222	215	46	3	DIN B	T1	N	Yes	W3	C2	V4	M1	
YBX5623	12	185	1200	511	222	215	46	4	DIN B	T1	N	Yes	W3	C2	V4	M1	
YBX5625	12	230	1350	516	274	236	56	3	DIN C	T1	N	Yes	W3	C2	V4	M1	
YBX® 3000 series																	
European DIN types																	
YBX3627	12	143	900	513	189	223	36.5	3	DIN A	T1	N	Yes	W3	C2	V4	E2	
YBX3630	12	143	900	513	189	223	36.5	3	DIN A	T1	B3	Yes	W3	C2	V4	E2	
YBX3628	12	143	900	513	189	223	36.6	4	DIN A	T1	N	Yes	W3	C2	V4	E2	
YBX3629	12	180	1175	511	222	215	45.3	3	DIN B	T1	N	Yes	W3	C2	V4	E2	
YBX3623	12	180	1175	511	222	215	45.3	4	DIN B	T1	N	Yes	W3	C2	V4	E2	
YBX3625	12	220	1150	516	274	236	56.4	3	DIN C	T1	N	Yes	W3	C2	V4	E2	
European compact types																	
YBX3663	12	112	870	346	173	234	25.5	0	Euro Compact Low D2	T1	N	-	W3	C2	V3	E2	
YBX3664	12	112	870	346	173	234	25.5	1	Euro Compact Low D2	T1	N	-	W3	C2	V3	E2	
YBX3665	12	112	870	346	173	234	25.5	0	Euro Compact Low D2A	T1	B1	-	W3	C2	V3	E2	
US commercial types																	
YBX3640	12	100	800	329	173	240	24	9	GR31A BCI	T1	N	Yes	W3	C2	V3	E2	
YBX3641	12	110	925	329	173	240	25	9	GR31S BCI	Thread	N	Yes	W3	C2	V3	E2	
YBX3642	12	110	925	329	173	240	25	9	GR31A BCI	T1	N	Yes	W3	C2	V3	E2	
YBX3669	12	110	925	329	173	240	25	0	GR31 BCI	T1	N	Yes	W3	C2	V3	E2	
YBX® 1000 series																	
European DIN types																	
YBX1627	12	120	680	513	189	223	33.6	3	DIN A	T1	N	-	W2	C2	V2	E1	
YBX1612	12	143	900	513	189	223	37.6	3	DIN A	T1	N	-	W2	C2	V2	E1	
YBX1628	12	143	900	513	189	223	37.6	4	DIN A	T1	N	-	W2	C2	V2	E1	
YBX1630	12	143	900	513	189	223	37.6	3	DIN A	T1	B3	-	W2	C2	V2	E1	
YBX1621	12	155	900	513	223	223	42	3	DIN B	T1	N	-	W2	C2	V2	E1	
YBX1620	12	180	1100	513	223	223	44.9	3	DIN B	T1	B3	-	W2	C2	V2	E1	
YBX1623	12	180	1100	513	223	223	44.9	4	DIN B	T1	N	-	W2	C2	V2	E1	
YBX1626	12	180	1100	513	223	223	44.9	4	DIN B	T1	B3	-	W2	C2	V2	E1	
YBX1629	12	180	1100	513	223	223	44.9	3	DIN B	T1	N	-	W2	C2	V2	E1	
YBX1625	12	200	1100	513	274	242	55	3	DIN C	T1	N	-	W2	C2	V2	E1	
YBX1624	12	200	1100	513	274	242	55	4	DIN C	T1	N	-	W2	C2	V2	E1	
YBX1632	12	220	1150	513	274	242	57	3	DIN C	T1	N	-	W2	C2	V2	E1	

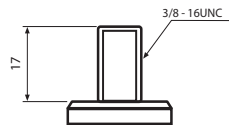
Part number	Voltage (V)	Capacity (Ah)	CCA (A EN1)	 (all dimensions in mm)			 Weight (kg)	 Layout	Case type	Terminal	Hold-down	SOCl	Performance				
				L	W	H							Water Loss	Charge Retention	Vibration	Endurance	
YBX[®]1000 series																	
European compact types																	
YBX1643	12	100	680	347	174	235	26	0	Euro Compact Low D2	T1	N	-	W2	C2	V2	E1	
YBX1644	12	100	680	347	174	235	26	1	Euro Compact Low D2	T1	N	-	W2	C2	V2	E1	
YBX1663	12	110	750	347	174	235	27.6	0	Euro Compact Low D2	T1	N	-	W2	C2	V2	E1	
YBX1664	12	110	750	347	174	235	27.6	1	Euro Compact Low D2	T1	N	-	W2	C2	V2	E1	
YBX1655	12	126	750	347	174	285	34	0	Euro Compact High D3	T1	N	-	W2	C2	V2	E1	
YBX1656	12	126	750	347	174	285	34	1	Euro Compact High D3	T1	N	-	W2	C2	V2	E1	
YBX1657	12	142	850	345	175	275	35.5	0	Euro Compact High D3	T1	N	-	W3	C2	V2	E1	
Japanese JIS types																	
YBX1616	12	110	680	407	176	234	29.6	0	E41 JIS	T1	N	-	W2	C2	V2	E1	
YBX1618	12	110	680	407	176	234	29.6	1	E41 JIS	T1	N	-	W2	C2	V2	E1	
US commercial types																	
YBX1222	12	135	900	510	216	210	38	3	MAC 143	T1	N	-	W2	C2	V2	E1	
YBX1615	12	135	910	514	175	210	32.5	3	MAC 110	T1	B3	Yes	W3	C2	V3	E1	
YBX1622	12	150	900	510	216	210	39.2	3	MAC 143	T1	N	-	W2	C2	V2	E1	
Other types																	
YBX1633	12	140	900	360	253	240	40.8	6	Volvo	T1	B1	-	W2	C2	V2	E1	
YBX1638	12	140	1100	508	175	205	36.5	0	Tractor	T1	B1	-	W2	C2	V2	E1	

Terminal

T1 Standard DIN post


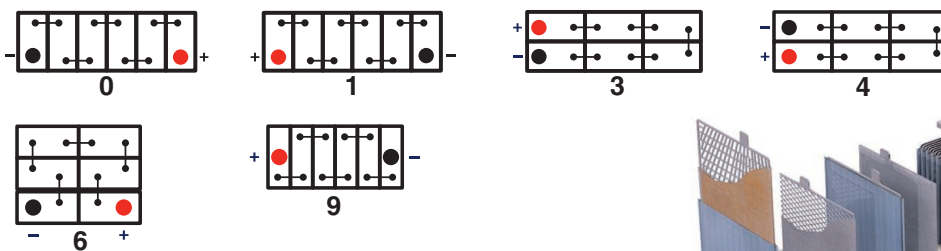


Thread US BCI stud terminal



Layout

12 Volt

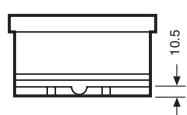


Hold-down

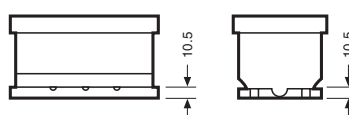
N



B1



B3



(Dimensions in millimetres)



LEISURE & MARINE

For caravans, motorhomes, boats & other leisure applications

Long life power for life long memories.

Whether you camp with full electric hook-up or use no mains supply, YBX Active batteries give you the freedom to go anywhere.

Modern leisure vehicles feature more technology and electrical appliances than ever before. YBX Active Leisure & Marine batteries are specially designed to provide dependable, stress-free power and long life. Our broad range means we have the perfect battery to suit your exact requirements.



A YBX Active battery provides a reliable, steady flow of current over a prolonged period providing it is recharged regularly when not in use.





MARINE

For motor boats, sailing boats, yachts & watercraft

There's sailing... then there's YBX Active sailing!

YBX Active Marine batteries are perfectly adapted to life on the water. Specifically designed to handle the rigours of wave pounding and trailer transport, they deliver reliable starting power.

Boat equipment electrical supply is crucial for onboard safety and comfort. Effective power supply is also critical for most operations including engine start, navigation, radio, GPS and lighting.



The Yuasa YBX Active range of superior quality marine batteries incorporate advanced design features and specialist hard-wearing components for marine applications.



YBX ACTIVE® Leisure & Marine

- Optimised for repeated charging & discharging
- Original equipment (OE) quality & specification
- Fully maintenance free
- Supplied charged & ready to fit
- Enhanced safety features
- Built to last

YBX Active EFB and AGM utilise the latest in next generation battery technology to provide greater endurance, more available cycles and faster charging. AGM also offers maximum safety with spill proof internal construction.

Battery selector guide



Berth	Break frequency	Break length	Off grid use	Equipment energy demands	Charge time	Self discharge
2-4	Occasional	Weekend / week	Low	Light	Standard	Normal
2-4	Regular	Over 1 week	Low - Medium	Moderate	Fast	Normal
2-6	Frequent	Over 2 weeks	Medium - High	Heavy	Fast	Minimal



YBX ACTIVE® Marine

- Vibrolock construction provides enhanced vibration resistance
- Dual terminal
- Supplied charged & ready to fit
- Enhanced safety features
- Fully maintenance free
- Leak proof double lid

YBX ACTIVE® Marine Dual

YBX Active Marine Dual EFB & AGM batteries are developed to meet the demands of both starting and auxiliary power requirements. They utilise next generation technology to provide greater endurance, more available cycles and faster charging. YBX Active Marine Dual AGM batteries offer the ultimate choice for deep discharge recovery and have no free acid so can be installed in occupied spaces with natural ventilation.

YBX ACTIVE® Leisure & Marine Dual Purpose

- Very high watt hour rating
- XVR extreme vibration resistance
- Supplied charged & ready to fit
- Enhanced safety features
- Fully maintenance free
- Excellent endurance

These large batteries are ideal for dual power applications where starting power and overall energy supply is required, such as large watercraft, canal boats, trailers and horse boxes.



Deep cycle explained

Only leisure, marine and deep cycle batteries are designed to withstand repeated deep discharge cycling. Repeated deep discharge of a standard starter battery will damage the internal components and lead to premature failure.



Reference	Performance							Dimensions (mm)				Features				
	Voltage (V)	Capacity Ah (20hr)	CCA A (EN1)	MCA A	Watt hours	Cycles	NCC class	L	W	H	Weight (kg)	Case	Layout	Terminal	Hold-down	Lid

YBX ACTIVE® Leisure & Marine



L26-70	12	70	480	580	840	80	C	269	174	225	17	GR24 BCI	1	T1	B5	MF
L26-80	12	80	560	680	960	80	C	269	174	225	18	GR24 BCI	1	T1	B5	MF
L35-90	12	90	680	820	1080	80	C	352	175	227	23.6	EU Lo D2	1	T1	N	MF
L35-100	12	100	720	875	1200	90	C	352	175	227	24.7	EU Lo D2	1	T1	N	MF
L35-115	12	115	750	915	1380	80	C	352	175	227	25.4	EU Lo D2	1	T1	N	MF
L36-100	12	100	900	1000	1200	160	C	353	175	190	23.3	L5 DIN	0	T1	B13	SMP
L28-EFB	12	75	730	900	900	200	-	278	175	190	19.3	L3 DIN	0	T1	B13	SMP
L31-EFB	12	100	750	900	1200	225	B	330	173	240	26	GR31 BCI	1	TM	N	SMP
L36-EFB	12	100	850	1050	1200	200	B	353	175	190	24	L5 DIN	0	T1	B13	SMP
L26-AGM	12	90	300	350	1080	420	A	259	168	236	27	GR24 BCI	1	M6(F)/T1	N	VRLA
L36-AGM	12	95	850	1050	1140	400	A	353	175	190	25.6	L5 DIN	0	T1	B13	VRLA



YBX ACTIVE® Marine

M26-80S	12	80	600	720	960	-	-	260	174	225	18.9	GR24 BCI	1	TM	B5	SMP
M27-90S	12	90	720	860	1080	-	-	304	173	225	21.2	GR27 BCI	1	TM	B1	SMP
M31-100S	12	100	750	900	1200	-	-	330	173	240	23.5	GR31 BCI	1	TM	N	SMP
M26-EFB	12	80	600	780	960	-	-	260	174	225	19.7	GR24 BCI	1	TM	B5	SMP
M27-EFB	12	90	700	840	1080	-	-	304	173	225	22.3	GR27 BCI	1	TM	B5	SMP
M31-EFB	12	100	750	900	1200	-	-	330	173	240	26	GR31 BCI	1	TM	N	SMP
M24-AGM	12	60	640	760	720	-	-	242	175	190	17.7	L2 DIN AGM	0	T1	B3	VRLA
M28-AGM	12	70	760	920	840	-	-	278	175	190	20.5	L3 DIN AGM	0	T1	B3	VRLA

YBX ACTIVE® Leisure & Marine Dual Purpose



DLMA-145	12	145	900	1080	1740	765	-	513	189	223	37	DIN A	3	T1	N	SMP
DLMB-185	12	185	1200	1440	2220	765	-	511	222	215	46	DIN B	3	T1	N	SMP
DLMC-230	12	230	1350	1620	2760	765	-	516	274	236	56	DIN C	3	T1	N	SMP

Alarm system batteries

Reference	Voltage (V)	Capacity (mAh)	Dimensions Ø x H (mm)	Weight (g)	Type	Rechargeable
CR2	3	1000	15.6 x 27	10.2	Lithium	✗
CR123A	3	1700	17 x 34.5	15.8	Lithium	✗



Choosing a leisure battery

Battery size

A leisure battery's size will be limited by the amount of room physically available in your caravan or motorhome's locker and tray. Be sure to select a battery that will fit the space.



1200
WATT HOURS

Watt Hours

The amount of power the battery can supply when fully charged. You can calculate your requirements by working out the consumption of the accessories the battery will power, and how long you usually use them for.

UP TO
160
CYCLES

Cycles

The number of times the battery can be discharged to 50% then fully recharged. The higher the cyclic life, the more work the battery can do during its life in service.

100
Ah

Capacity

The amount of power the battery has to run your equipment. The higher the battery's Ah rating, the longer it will operate your gear.



NCC verification

The NCC's Verified Leisure Battery Scheme ensures it is easy to identify which batteries on the market are quoting accurate, verified specifications.

NCC verification provides confidence that the battery is fit for purpose and will perform as advertised. All verified batteries are put through comprehensive testing by suitably certified and audited test houses. Once verified, batteries are graded depending on their capacity, cyclic life and intended purpose.

Intended Purpose:
Frequently used without electrical hook-up

LEISURE BATTERY CLASS **A**

For motorhomes with higher power consumption but still generally used without electrical hook-up it may be more practical to use multiple batteries from class A to provide the required storage capacity than to specify a single battery of the required capacity.

Intended Purpose:
For use with electrical hook-up with minimal off-grid habitation usage e.g. Lights, TV plus motor mover

LEISURE BATTERY CLASS **B**

Intended Purpose:
For use with electrical hook-up with minimal off-grid usage e.g. Lights

LEISURE BATTERY CLASS **C**

Keep batteries charged

All vehicle batteries must be kept charged especially when not in frequent use.



Marine battery characteristics

800 A (EN) **960** MCA

Marine Cranking Amps (MCA)

The amount of cranking power the battery is able to provide to start the engine. It is the number of Amperes it can deliver for 30 seconds. Unlike CCA / A (EN), MCA is measured at a temperature of 0°C as this is more relevant to marine use.

Marine batteries vs automotive batteries


Unlike car batteries which generally travel on smooth roads, marine batteries must be able to resist repeated vibration from wave impact and trailer transport, which can cause serious damage.

Car batteries are designed to deliver concentrated bursts of power to start the engine. The capacity used is then replaced by the alternator, which charges the battery during the journey. Marine batteries must not only have the starting power to crank over high compression engines but also provide the reserve capacity needed to run on board accessories.



Engineered to perform

Yuasa YBX Active batteries provide a perfect balance of power and service life. They feature specialist internal components, unique design features and industry leading technology to combat the causes of battery failure and deliver superior performance.



Fully maintenance free

YBX Active batteries lose so little electrolyte when in service that they will never need topping up.

Enhanced safety features



Including integrated flame arrestor to protect against ignition sources entering the battery and built in carry handles for safe handling.

Ready to fit

Supplied fully charged and ready to fit.

Polypropylene or ABS construction

Reinforced design is strong, durable and resistant to breakage or leaks.

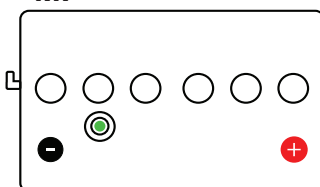


Vibration resistant

Rugged construction provides greater resistance to damage caused by vibration.

YBX Active lid types explained

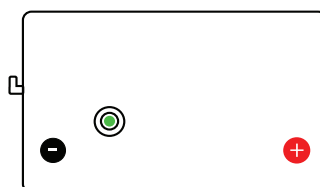
MF



Maintenance Free

End vented - must be installed with breather pipe in occupied spaces.


SMF



Sealed Maintenance Free

Rollover proof sealed lid. End vented - must be installed with breather pipe in occupied spaces.

VRLA



Valve Regulated Lead Acid

Sealed, spill proof construction with no free acid. Can be installed in occupied spaces with natural ventilation.

All types are maintenance free so do not require topping up with water during normal service.

SPECIALIST & GARDEN

For ride on mowers, kit cars, garden tractors & other equipment

Power & performance from season to season.

Yuasa YBX Active Specialist & Garden, YBX, Powersport VRLA and industrial batteries are constructed to deliver year-round high performance in all conditions.

Yuasa's extended 'Garden Fit' range covers a wide range of specialist and garden applications. It represents the latest in engine starting technology for garden equipment, kit cars and other applications.



Developed from some of the most advanced technical resources and engineered to protect against corrosion and vibration damage, Yuasa YBX Active Specialist & Garden batteries are designed to deliver superior power and performance in garden and specialist applications.



Reference	Voltage (V)	Performance		Dimensions (mm)			Weight (kg)	Layout	Features	
		Capacity Ah (20hr)	CCA A (EN1)	L	W	H			Terminal	SMIF*

YBX ACTIVE® Specialist & Garden

- Rugged construction resists vibration & deep discharge damage
- L-type terminal allows quick & easy installation
- Fully maintenance free
- Supplied charged & ready to fit
- Enhanced safety features including integrated flame arrestor
- For ride on mowers, kit cars & specialist applications



895	12	26	250	187	127	181	7.5	0	T4	
896	12	26	250	187	127	181	7.5	1	T4	
U1R	12	30	330	194	126	183	7.8	0	T4	✓
U1	12	30	330	194	126	183	7.8	1	T4	✓

Yuasa YBX® garden fit batteries

- Market leading OE automotive battery range
- Fully maintenance free
- Supplied charged & ready to fit
- Enhanced safety features including integrated flame arrestor & carry handle
- For larger ride on mowers & garden tractors



YBX1038	12	35	330	243	135	202	11.1	1	T1	
YBX3054	12	36	330	187	127	227	9.3	0	T1/T3	✓
YBX3055	12	36	330	187	127	227	9.3	1	T1/T3	✓
YBX3056	12	36	330	187	135	227	9.3	0	T1/T3	✓
YBX3053	12	45	400	238	129	225	12.4	0	T1/T3	✓
YBX3057	12	45	400	238	129	225	12.4	1	T1/T3	✓

See page 13 for more details.

Yuasa powersport VRLA garden fit

- World renowned OE motorcycle & powersport batteries
- Supplied with electrolyte ready to fill & charge
- Safe from tipping & spilling when fitted in an upright position
- Excellent vibration resistance, reliability & long service life
- For ride on and push mowers, kit cars & other equipment



YB9-B	12	9.5	115	137	77	141	3.1	1	6	
12N9-4B-1	12	9.5	85	135	75	139	3.2	1	6	
12N12A-4A-1	12	12.6	120	134	80	160	3.7	1	6	
YB12A-A	12	12.6	150	134	80	160	4.1	1	6	
12N14-3A	12	14.7	125	134	89	166	4.5	0	8	
YB14L-A2	12	14.7	175	136	91	168	4.6	0	8	
YB14A-A2	12	14.7	175	134	89	176	4.5	1	8	
52515	12	25	130	186	130	171	8.4	0	10	
53030	12	30	180	186	130	171	9.4	0	10	

See page 41 for more details.

Yuasa industrial garden fit

- European market leading industrial batteries
- Spill proof VRLA technology with enhanced safety features
- Maintenance free
- Supplied charged & ready to fit
- For mowers, trimmers, ride on toys, electric bikes & other applications

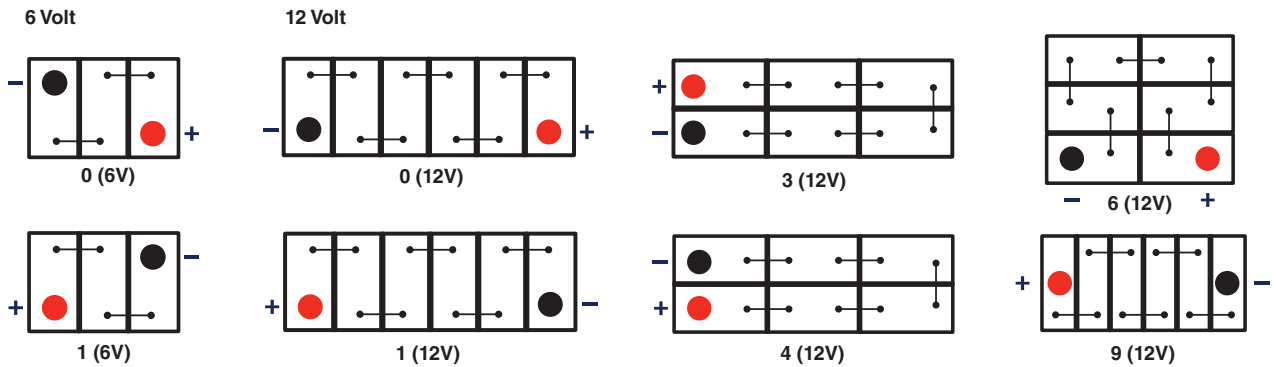


NPH5-12	12	5	-	90	70	106	1.85	1	C	VRLA	
NP17-12I	12	17	90	181	76	167	6.1	0	M5(F)	VRLA	
REC22-12I	12	22	100	181	76	167	6.2	0	M5(F)	VRLA	
REC36-12I	12	36	150	196	130	169	11.2	1	M5(F)	VRLA	
897	18	2.2Ah (5hr)		Husqvarna Robotic Mower Battery 5351209-01							Ni-MH

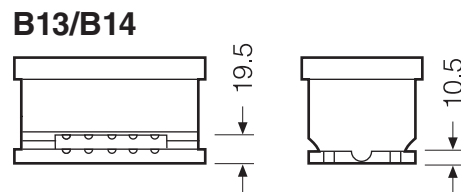
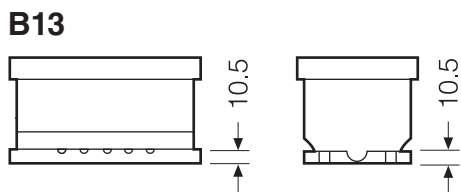
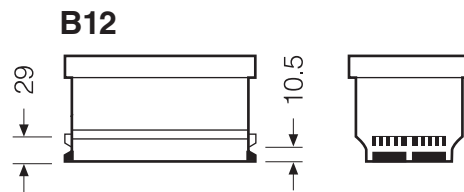
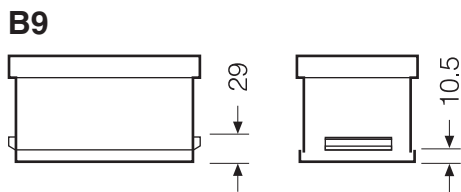
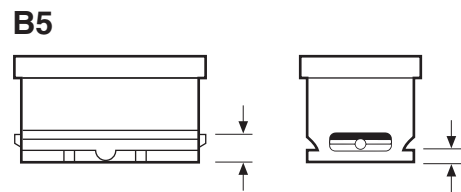
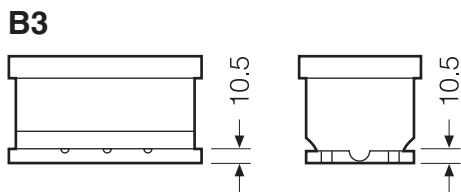
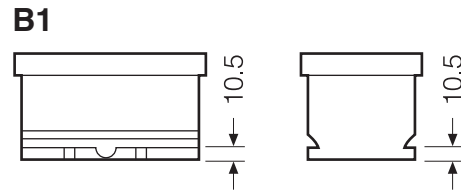
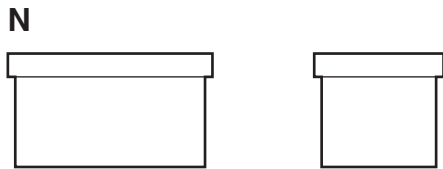
LAYOUT, CONTAINER & TERMINAL

For YBX automotive, YBX super heavy duty CV & YBX Active batteries

Cell assembly layout

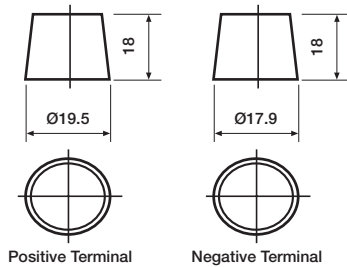


Hold-down & container features

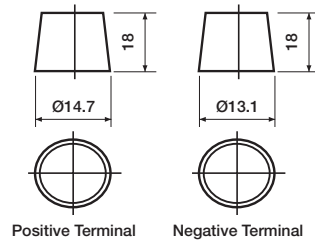


Terminal configurations

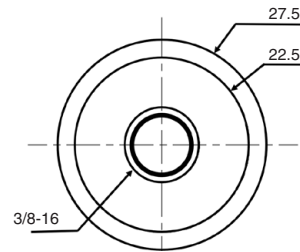
T1
Standard DIN post



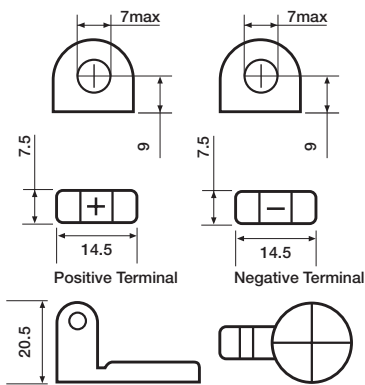
T3
Small Japanese JIS terminal



FT
US BCI group type



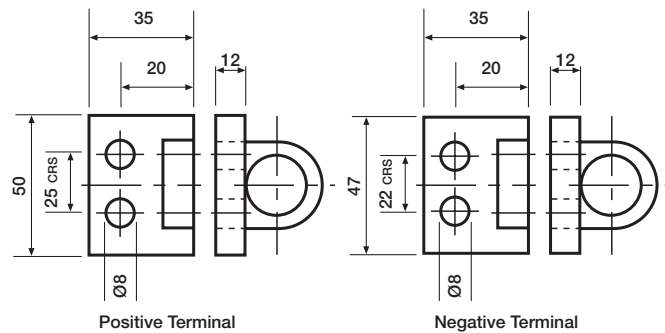
T4



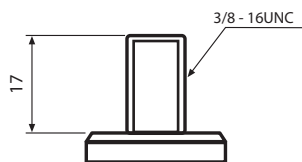
5



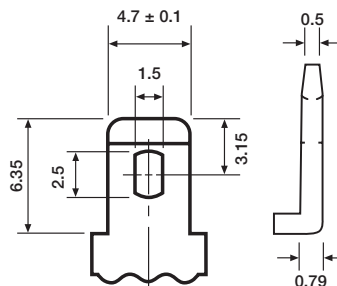
T9
Classic 702/703/721/722



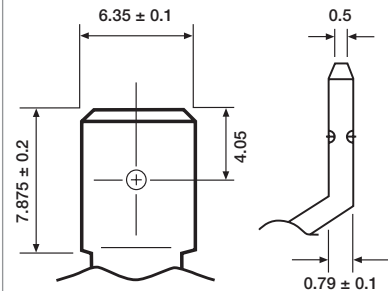
Thread
US BCI stud terminal



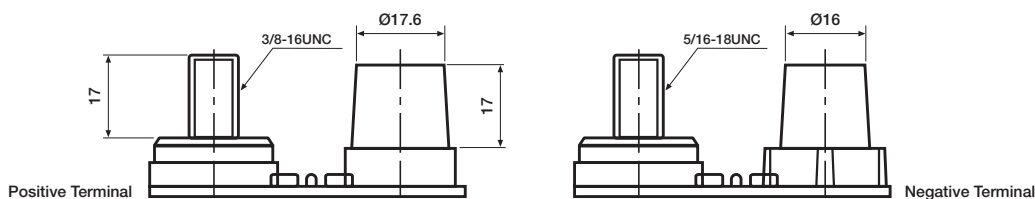
A
Faston tab:187



A/D
Faston tab:250



TM
Marine dual terminals



(Dimensions in millimetres)

MOTORCYCLE & POWERSPORT

For motorcycles, scooters, ATV, UTV, jet skis & snowmobiles



The original equipment manufacturer's choice... then and now.

Motorcycle and powersport manufacturers demand the best so overwhelmingly choose Yuasa batteries. With over 90 years of development, every battery provides the same high performance, quality and reliability as the factory fitted OE original.

Yuasa motorcycle and powersport batteries are precision engineered from premium materials to deliver exactly what enthusiasts want: maximum starting power, superior performance and longer life! They also provide exceptional vibration and impact resistance, proven reliability and reduced self-discharge, for up to four times longer life.



High performance maintenance free AGM batteries

- Up to four times longer life than competitors' equivalent product
- Fully maintenance free - never add water, but periodic charging is required when not in use
- Premium AGM (Absorbed Glass Mat) technology with no free acid
- Sealed, spill-proof design with multi-angle fitment
- Genuine high-performance OE battery developed to meet motorcycle manufacturers' custom requirements
- Sulphate Stop additive to protect against undercharging damage



GYZ® high performance maintenance free AGM


A range of premium quality, heavy duty AGM batteries designed to satisfy the performance requirements and durability demanded by power-hungry touring bikes.

- Highest CCA ratings available for exceptional starting power
- Maximum capacity to power multiple accessories
- Heavy-duty flush terminals with built-in brass nuts for multiple connections
- Exceptional resistance to vibration & corrosion
- Supplied filled & ready to fit

YTZ® high performance maintenance free AGM

These compact, lightweight AGM VRLA batteries deliver greater starting power from a more volume efficient unit.

- Maximum power from minimum space - up to 30% more CCA than standard AGM batteries despite being lighter & more compact
- Can be mounted at extreme angles with no risk of leakage
- Ideal for sport bikes & also motorcycles with a Start - Stop system
- Brass terminals for improved conductivity & optimised performance
- Exceptional resistance to vibration & corrosion
- Constructed with high purity lead
- Supplied filled & ready to fit



YTX® & YIX high performance maintenance free AGM

A range of high performance AGM VRLA batteries, incorporating extra battery plates with a specialist design for increased cranking amps, less maintenance and longer life.

- Increased cranking power - up to 30% more CCA than standard AGM batteries
- High resistance to vibration & corrosion
- Selected models supplied filled & ready to fit

Maintenance free AGM batteries

- Up to four times longer life than competitors' equivalent product
- Genuine high-performance OE battery developed to meet motorcycle manufacturers' custom requirements
- Sulphate Stop additive to protect against undercharging damage



YTX® & YT maintenance free AGM

Ideal for motorcycles, scooters, ATVs, ride on mowers and personal watercraft, these permanently sealed batteries do not require topping up. Aside from periodic charging, they remain maintenance free for the life of the battery.

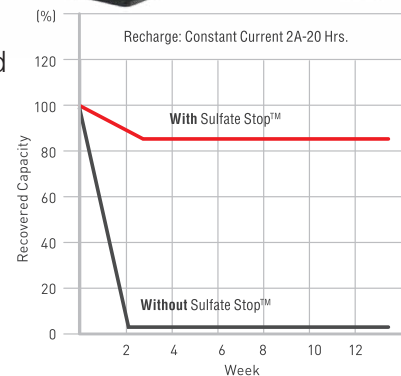
- Increased cranking power - up to 30% more CCA than conventional type batteries
- Superior resistance to vibration & corrosion
- Fully maintenance free once activated
- Premium AGM technology with no free acid
- Sealed & spill-proof design
- Selected models supplied filled & ready to fit



Research has shown that 95% of all battery troubles arise from the battery being left for long periods in a discharged condition. When this happens a crystal-like material forms on the battery plates' surface which causes a higher resistance to conductivity. This phenomenon is called "sulfation".

Once this occurs it is extremely difficult to restore the battery to a full charge and it will have to be replaced.

Yuasa "SULFATE STOP" is a chemical formula that drastically reduces the sulfate crystal build-up on a battery plates' surface, thus prolonging battery life.



Factory activated batteries

Most Yuasa AGM batteries are available either "factory activated" or as a dry battery with an acid pack. A "factory activated" battery does not require filling before installation. An extensive activation process ensures complete absorption of the electrolyte so no liquid acid is contained within the battery. This process allows these batteries to be shipped from the factory ready to install.

Conventional batteries

- Up to four times longer life than competitors' equivalent product
- Genuine high-performance OE battery developed to meet motorcycle manufacturers' custom requirements
- Sulphate Stop additive to protect against undercharging damage

YuMicron® series

YuMicron batteries are designed to meet the special demands of personal watercraft, snowmobiles and ATVs. Dependable power, reduced maintenance and longer life plus a unique power boosting design makes the range ideal for touring bikes and modified vehicles.

- High cranking power - constructed with special thin plate separators
- Low maintenance, water loss & self-discharge with easy access vent plug design
- Heavy-duty glass mat technology for high vibration resistance
- Heat sealed case to protect against seepage & corrosion



6 Volt & 12 Volt conventional series

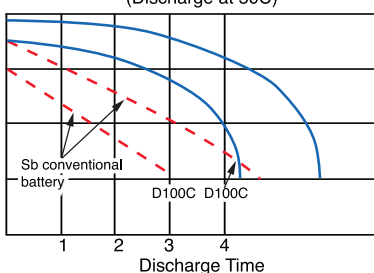
A rugged, dependable battery engineered to withstand vibration and deliver reliable cranking power.

- High cranking power - constructed with special thin plate polyethylene separators
- Engineered to protect against corrosion & vibration damage
- Easy access vent plug design for maintenance

Superior high rate performance

An electrically low resistant separator and heavy duty plates allow Yuasa VRLA batteries to yield 30% more starting power over conventional batteries.

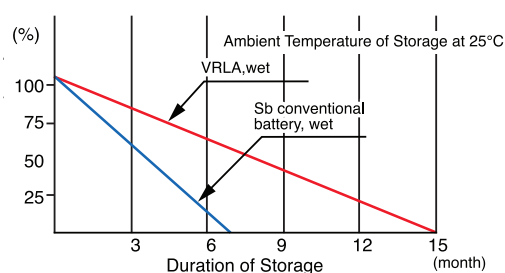
High rate discharge performance (Discharge at 50C)





Lowest self-discharge

The calcium grid reduces the self-discharge rate to only 0.2% a day against 0.5-1.0% for conventional batteries.

Self discharge



Motorcycle & powersport battery range overview

Feature		
	GYZ [®] high performance MF AGM	YTZ [®] high performance MF AGM
Factory activated	✓	✓
Dry-charged, with acid pack		
Dry-charged, no acid pack		
Maintenance free design [†]	✓	✓
Low maintenance design		
Lead-Calcium technology	✓	✓
Lead-Antimonial technology		
Expanded plate grid design		✓
Radial plate grid design		
Cast plate grid design	✓	
Extra battery plates		
Taller plates	✓	
VRLA (Valve Regulated Lead-Acid) batteries	✓	✓
Advanced AGM (Absorbed Glass Mat) separator	✓	✓
Polyethylene separator with glass mat		
Sulfate Stop additive	✓	✓
Flame arrestor	✓	✓
Through partition construction	✓	✓
Polypropylene case	✓	✓
Thermal bonded plastic	✓	✓
Patented poly-seal terminal	✓	✓
Mounting angle	Moderate	Extreme




YTX® & YIX high performance MF AGM	YTX® & YT maintenance free AGM	YuMicron®	6V & 12V conventional
✓	✓		
✓	✓	✓	✓
		✓	✓
✓	✓		
		✓	✓
✓	✓		
		✓	✓
✓	✓		
✓	✓	✓	✓
		✓	✓
✓	✓		
✓	✓		
		✓	✓
✓	✓	✓	✓
✓	✓		
✓	✓	✓	✓
✓	✓	✓	✓
✓	✓	✓	✓
✓	✓	✓	✓
✓	✓	✓	✓
Moderate	Moderate	Vertical	Vertical

Motorcycle & powersport battery features

Feature	Benefit
Factory activated	Filled, sealed and charged at the factory, these batteries are maintenance free and do not require filling before installation.
Dry-charged, with acid pack	Indefinite shelf life until activation. Acid pack provided for increased convenience.
Dry-charged, no acid pack	Indefinite shelf life until activation.
Maintenance free design†	Once activated these batteries do not require refilling and remain maintenance free for the life of the battery.
Low maintenance design	Water can be replenished to extend battery life.
Lead-Calcium technology	Delivers improved CCA, reduced water loss and self-discharge.
Lead-Antimonial technology	Longer life, charge acceptance and improved corrosion resistance.
Expanded plate grid design	Superior cranking performance and rechargeability.
Radial plate grid design	Increased conductivity for higher starting power and superior vibration resistance.
Cast plate grid design	Severe vibration resistance and improved conductivity.
Extra battery plates	Additional plates for increased power.
Taller plates	Extra surface for increased power.
VRLA (Valve Regulate Lead-Acid) battery	Valve relieves excess pressure to prevent bursting. Once activated these batteries do not require refilling and remain maintenance free for the life of the battery.
Advanced AGM (Absorbed Glass Mat) separator	Absorbs the acid while creating cell compression for extreme vibration resistance.
Polyethylene separator with glass mat	Constrain the paste into the plate for improved durability, longer life and increased vibration resistance.
Sulfate Stop additive	Curbs plate sulfation and provides longer life.
Flame arrestor	Flame arrestor prevents sparks entering the battery, reducing the risk of an explosion.
Through partition construction	Shorter current path for increased electrical conductivity and higher starting currents, heavier parts for maximum durability.
Polypropylene case	Superior resistance to gasoline and oil, impact resistant in extreme weather conditions.
Thermal bonded plastic	Air tight seal to prevent air ingress & acid seepage.
Patented poly-seal terminal	Eliminates acid seepage, reduces corrosion.
Mounting angle	Extreme mounting angle capability ensures coverage for a wider range of install space designs

Motorcycle & powersport battery construction

Yuasa powersports batteries are precision engineered from premium materials to deliver exactly what enthusiasts want: maximum starting power, superior performance and longer life!



- 1** Built-in brass nuts
- 2** Large, heavy-duty flush terminals
- 3** EZ grip cover
- 4** Safety valve / flame arrestor
- 5** Heat bonded cover
- 6** Taller plates
- 7** Through partition construction
- 8** Enhanced active material
- 9** Absorbed Glass Mat (AGM) separators
- 10** Protective separator material

The original powersport battery part numbers

As the original motorcycle battery manufacturer, the part numbers YTX, YTZ and GYZ are registered trademarks of GS Yuasa International Ltd. They should only ever be used on genuine Yuasa or GS batteries.

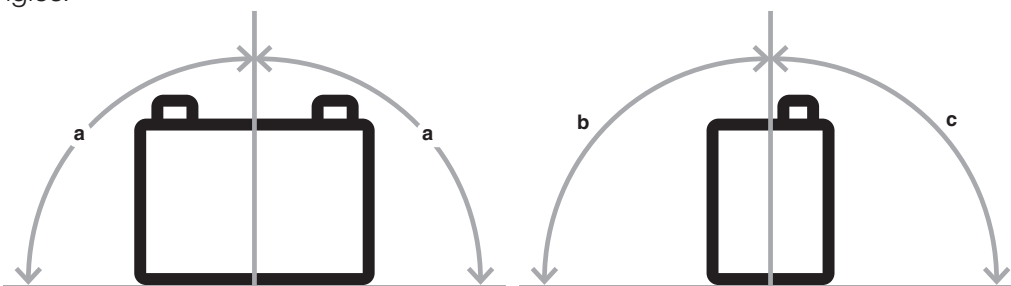
Because GS Yuasa have been OE supplier to all major motorcycle manufacturers, and the worldwide market leader for decades, these references have become industry standard. They are often used by other manufacturers and resellers in breach of GS Yuasa's trademark.

GS Yuasa trademarks



YTZ mounting angles
































Because of their unique spill proof design, Yuasa YTX batteries can be installed under multiple mounting angles:










BATTERY SERIES	MOUNTING ANGLE		
	a°	b°	c°
YTZ Series	40	90	15

Note: The angles mentioned (left) show the allowance from the centre position of the battery & are evaluated by up & down single vibration only.

High performance maintenance free AGM batteries

Part number	Voltage (V)	Capacity (Ah 10hr)	Capacity (Ah 20hr)	CCA @ -18°C	 (all dimensions in mm ±2 mm)			 Weight with acid (Kg)	 Acid volume (L)	 Charge current (Amps)	Terminal (See page 50)	Upgrade option	Note	Pack type	 Assembly figure
					L	W	H								
GYZ® high performance maintenance free AGM															
GYZ16H	12	16	16.8	240	150	87	145	5.6	N/A	1.6	5			WC	
GYZ16HL	12	16	16.8	240	150	87	145	5.6	N/A	1.6	5			WC	
GYZ20H	12	20	21.1	320	175	87	155	7.1	N/A	2	14			WC	
GYZ20HL	12	20	21.1	320	175	87	155	7.1	N/A	2	14			WC	
GYZ20L	12	20	21.1	250	175	87	155	6.9	N/A	2	4			WC	
GYZ32HL	12	32	33.7	500	166	126	175	11.2	N/A	3.2	14			WC	
YTZ® high performance maintenance free AGM															
YTZ4V	12	3	3.2	64	113	70	85	1.6	N/A	0.3	5			CP / WC	
YTZ5S	12	3.5	3.7	65	115	72	86	1.6	0.19	0.1	5			CP / WC	
YTZ6V	12	5	5.3	90	113	70	105	2	0.5	0.5	5			CP / WC	
YTZ7S	12	6	6.3	130	113	70	105	2.1	N/A	0.6	5			WC	
YTZ7V	12	6	6.3	105	113	70	120	2.5	N/A	0.6	5			WC	
YTZ8V	12	7	7.4	120	113	70	130	2.7	N/A	0.7	5			WC	
YTZ10S	12	8.6	9.1	190	150	87	93	3.2	N/A	0.9	11			WC	
YTZ12S	12	11	11.6	210	150	87	110	3.7	N/A	1.1	11			WC	
YTZ14S	12	11.2	11.8	230	150	87	110	3.9	N/A	1.1	11			WC	
YTX® high performance maintenance free AGM															
YTX14AH-BS	12	12	12.6	210	134	89	166	4.9	0.66	1.2	4		(ii)	CP	
YTX14AHL-BS	12	12	12.6	210	134	89	166	4.9	0.66	1.2	4			CP	
YTX14H-BS / YTX14H	12	12	12.6	240	150	87	145	4.8	0.69	1.2	4			CP / WC	
YTX20CH-BS	12	18	18.9	270	150	87	161	6.1	0.82	1.8	4			CP	
YTX20H-BS	12	18	18.9	310	175	87	155	6.3	0.93	1.8	4	GYZ16H		CP	
YTX20HL-BS / YTX20HL	12	18	18.9	310	175	87	155	6.3	0.93	1.8	4	GYZ20HL		CP / WC	
YTX20HL-BS-PW	12	18	18.9	310	175	87	175	6.3	0.93	1.8	4		(i)	CP	
YTX24HL-BS	12	21	22.1	350	205	87	162	7.9	0.99	2.1	4			CP	
YIX high performance maintenance free AGM															
YIX30L	12	30	31.6	400	166	126	175	9.9	N/A	3	5	GYZ32HL		WC	
YIX30L-BS	12	30	31.6	400	166	126	175	9.9	1.4	3	5	GYZ32HL		CP	
YIX30L-BS-PW / YIX30L-PW	12	30	31.6	400	166	126	175	9.9	1.4	3	5		(iii)	CP / WC	

Maintenance free AGM batteries
















YTX® maintenance free AGM															
YTX4L-BS / YTX4L	12	3	3.2	50	114	71	86	1.4	0.18	0.4	5			CP / WC	
YTX5L-BS / YTX5L	12	4	4.2	80	115	72	107	2	0.24	0.5	5			CP / WC	
YTX7A-BS / YTX7A	12	6	6.3	105	150	87	93	2.6	0.33	0.6	5			CP / WC	
YTX7L-BS / YTX7L	12	6	6.3	100	115	72	132	2.5	0.33	0.6	5	YTZ8V		CP / WC	
YTX9-BS / YTX9	12	8	8.4	135	152	87	105	3	0.4	0.8	5			CP / WC	
YTX12-BS / YTX12	12	10	10.5	180	150	87	130	4.2	0.6	1	5			CP / WC	
YTX14-BS / YTX14	12	12	12.6	200	150	87	145	4.6	0.69	1.2	5	YTX14H-BS		CP / WC	
YTX14L-BS	12	12	12.6	200	150	87	145	4.6	0.69	1.4	5	GYZ16HL		CP	
YTX15L-BS	12	13	13.7	230	175	87	130	4.8	0.69	1.3	4			CP	
YTX16-BS / YTX16	12	14	14.7	230	150	87	161	5.3	0.78	1.4	4	YTX20CH-BS		CP / WC	
YTX16-BS-1	12	14	14.7	230	150	87	161	5.3	0.78	1.4	1			CP	
YTX20A-BS	12	17	17.9	270	150	87	161	6	0.82	1.7	4	YTX20CH-BS		CP	
YTX20-BS	12	18	18.9	270	175	87	155	6.7	0.93	1.8	4	YTX20H-BS		CP	
YTX20L-BS / YTX20L	12	18	18.9	270	175	87	155	6.7	0.93	1.8	4	YTX20HL-BS		CP / WC	

(i) Includes 20mm spacer required when replacing YB16CL-B. (ii) Includes 10mm spacer required when replacing YB14A-A1 and YB14A-A2.



















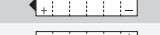









(iii) Includes 17mm spacer to fit all BRP (Sea-Do) 1500cc 4-stroke models year 2003 and up.

* CCA (Cold Cranking Amps) rating is for reference only. CCA is a theoretically calculated value. Actual performance may vary due to test conditions.

Maintenance free AGM batteries

Part number	Voltage (V)	Capacity (Ah 10hr)	Capacity (Ah 20hr)	CCA @ -18°C	 (all dimensions in mm ±2 mm)			 Weight with acid (Kg)	 Acid volume (L)	 Charge current (Amps)	Terminal (See page 50)	Upgrade option	Note	Pack type	 Assembly figure
					L	W	H								
YTB maintenance free AGM															
YTB4L	12	4	4.2	50	121	71	93	1.7	N/A	0.4	5			WC	
YTB9	12	9	9.5	95	135	75	140	3.1	N/A	0.9	6			WC	
YT maintenance free AGM															
YT4B-BS	12	2.3	2.4	40	114	39	86.5	1.1	0.12	0.3	13			CP	
YTR4A-BS	12	2.3	2.4	45	114	49	86	1.1	0.14	0.3	12			CP	
YT7B-BS / YT7B	12	6.5	6.8	110	150	65	93	2.7	0.31	0.7	11			CP / WC	
YT9B-BS / YT9B	12	8	8.4	120	150	70	105	3	0.4	0.8	11			CP / WC	
YT12A-BS / YT12A	12	10	10.5	175	150	87	105	3.5	0.5	1	5			CP / WC	
YT12B-BS / YT12B	12	10	10.5	210	150	69	130	4.1	0.5	1	11			CP / WC	
YT14B-BS / YT14B	12	12	12.6	210	150	70	145	4.6	0.6	1.2	11			CP / WC	
YT19BL-BS / YT19BL	12	17.7	19	170	186	82	171	5.7	0.95	1.9	10			CP / WC	

YuMicron batteries

































YuMicron®															
YB2.5L-C	12	2.5	2.6	15	81	71	106	1	0.25	0.3	-			DC	
YB3L-A	12	3	3.2	30	99	57	111	1.3	0.3	0.3	6			DC	
YB3L-B	12	3	3.2	30	99	57	111	1.3	0.3	0.3	6			DC / CP	
YB4L-A	12	4	4.2	45	120	70	92	1.5	0.3	0.4	5	YTX4L-BS		DC	
YB4L-B	12	4	4.2	45	121	71	93	1.5	0.3	0.4	5	YTB4L		DC / CP	
YB5L-B	12	5	5.3	60	121	61	131	2	0.36	0.5	6			DC / CP	
YB6L-B	12	6	6.3	65	138	72.5	100	2.1	0.4	0.6	6			DC	
YB7B-B	12	7	7.4	80	152	61	132	3.1	0.5	0.7	6			DC / CP	
YB7C-A	12	7	7.4	75	130	90	114	3	0.6	0.8	3			DC / CP	
YB7-A	12	8	8.4	105	136	75	133	3	0.6	0.8	6			DC / CP	
YB7L-B	12	8	8.4	75	135	75	133	2.9	0.6	0.8	6			DC / CP	
YB7L-B2	12	8	8.4	75	135	75	133	2.9	0.6	0.8	4			DC	
YB9A-A	12	9	9.5	115	135	75	155	3.1	0.6	0.9	6			DC	
YB9L-A2	12	9	9.5	100	135	75	139	3.1	0.6	0.9	2			DC / CP	
YB9-B	12	9	9.5	115	137	77	141	3.1	0.6	0.9	6	YTB9		DC / CP	
YB9L-B	12	9	9.5	115	137	77	141	3.1	0.6	0.9	6			DC	
YB10A-A2	12	11	11.6	120	135	90	155	4	0.8	1.1	8			DC	
YB10L-A2	12	11	11.6	120	135	90	145	4.2	0.8	1.1	8			DC / CP	
YB10L-B	12	11	11.6	120	135	90	145	4	0.8	1.1	6			DC / CP	
YB10L-B2	12	11	11.6	120	135	90	145	4	0.8	1.1	8			DC / CP	
YB12B-B2	12	11	11.6	140	160	90	130	4	0.8	1.2	8			DC	
YB10L-BP	12	12	12.6	165	135	90	145	4	0.8	1.1	6			DC	
YB12A-A	12	12	12.6	150	134	80	160	4.1	0.8	1.2	6			DC / CP	
YB12AL-A	12	12	12.6	150	136	82	162	4	0.8	1.2	6	YB12AL-A2		DC	
YB12AL-A2	12	12	12.6	150	134	80	160	4	0.75	1.2	8		(i)	DC / CP	
YB12A-B	12	12	12.6	150	134	80	160	4	0.75	1.2	6			DC / CP	
YB12C-A	12	12	12.6	150	134	80	175	4.3	0.8	1.2	4			DC	
YB14-A2	12	14	14.7	175	134	89	166	4.6	0.9	1.4	8	YTX14AH-BS		DC / CP	
YB14-B2	12	14	14.7	175	134	89	166	4.6	0.9	1.4	8	YTX14AH-BS		DC / CP	
YB14A-A1	12	14	14.7	175	134	89	176	4.5	0.9	1.4	6	YTX14AH-BS		DC	

DC = Dry charged (acid pack not included) CP = Combi pack (acid pack included) WC = Wet charged (filled & ready to fit) See explanation on page 51.
















(i) Includes 20mm spacer required when replacing YB16CL-B.

* CCA (Cold Cranking Amps) rating is for reference only. CCA is a theoretically calculated value. Actual performance may vary due to test conditions.

YuMicron batteries

Part number	Voltage (V)	Capacity (Ah 10hr)	Capacity (Ah 20hr)	CCA @ -18°C	 (all dimensions in mm ±2 mm)			 Weight with acid (Kg)	 Acid volume (L)	 Charge current (Amps)	Terminal (See page 50)	Upgrade option	Note	Pack type	 Assembly figure
					L	W	H								
YuMicron®															
YB14A-A2	12	14	14.7	175	134	89	176	4.5	0.9	1.4	8	YTX14AH-BS		DC / CP	
YB14L-A	12	14	14.7	190	134	89	166	4.6	0.9	1.4	6			DC	
YB14L-A1	12	14	14.7	175	134	89	166	4.6	0.9	1.4	1			DC	
YB14L-A2	12	14	14.7	175	136	91	168	4.6	0.9	1.4	8	YTX14AHL-BS		DC / CP	
SYB14L-A2	12	14	14.7	175	134	89	166	4.6	0.9	1.4	8			DC	
YB14L-B2	12	14	14.7	175	134	89	166	4.6	0.9	1.4	8			DC / CP	
YB16AL-A2	12	16	16.8	210	207	71.5	164	5.3	1.1	1.6	2			DC / CP	
YB16B-A	12	16	16.8	207	160	90	161	5.1	1	1.6	4			DC	
YB16B-A1	12	16	16.8	207	160	90	161	5.1	1	1.6	7		(i)	DC / CP	
YB18-A	12	18	18.9	215	180	90	162	5.8	1.2	1.8	7	YTX20-BS		DC	
YB18L-A	12	18	18.9	215	180	90	162	5.8	1.2	1.8	7	YTX20L-BS		DC / CP	
YB16-B	12	19	20	215	175	100	155	6.3	1.2	1.9	6			DC / CP	
YB16L-B	12	19	20	215	175	100	155	6.3	1.2	1.9	6	YTX20L-BS		DC / CP	
YB16CL-B	12	19	20	240	175	100	175	6.1	1.2	1.9	5	YTX20HL-BS-PW		DC / CP	
YB30L-B	12	27.9	30	300	168	132	176	8.5	1.7	3	4	Y1X30L		DC	
YB30CL-B	12	27.9	30	300	168	132	192	8.8	1.7	3	4	Y1X30L-BS-PW		DC	
Y50-N18A-A	12	20	21.1	240	205	90	176	6.5	1.5	2	7			DC	
Y50-N18L-A	12	20	21.1	240	205	90	162	7.4	1.4	2	7			DC / CP	
Y50-N18L-A3	12	20	21.1	240	205	90	162	7.4	1.4	2	4	YTX24HL-BS		DC	
SY50-N18L-AT	12	20	21.1	240	205	90	162	6.5	1.4	2	7	YTX24HL-BS		DC / CP	
Y60-N24-A	12	28	29.5	241	184	124	175	8.6	1.7	2.8	3			DC	
Y60-N24L-A	12	28	29.5	241	184	124	175	8.6	1.7	2.8	3			DC / CP	
51814	12	-	18	100	186	82	171	5.6	1	1.9	10		*	DC / CP	
51913	12	-	19	100	186	82	171	5.6	1	1.9	10	YT19BL-BS	*	DC / CP	
52015	12	-	20	110	186	82	171	5.6	1	2	10	YT19BL-BS	*	DC	
52515	12	-	25	130	186	130	171	8.4	1.8	2.5	10		*	DC / CP	
53030	12	-	30	180	186	130	171	9.4	1.6	3	10		*	DC / CP	

Conventional batteries




















































Conventional 12 Volt															
12N5-3B	12	5	5.3	35	120	60	130	2	0.4	0.5	6	YB5L-B		DC / CP	
12N5-4B	12	5	5.3	39	120	60	130	2	0.4	0.5	6			DC	
12N5.5-3B	12	5.5	5.8	55	135	60	130	2.5	0.4	0.6	6			DC / CP	
12N5.5-4A	12	5.5	5.8	55	135	60	130	2.5	0.4	0.6	2			DC	
12N5.5-4B	12	5.5	5.8	55	137	61	131	2.5	0.4	0.6	6			DC	
12N5.5A-3B	12	5.5	5.8	55	103	90	114	2.4	0.5	0.6	6			DC / CP	
12N7-3B	12	7	7.4	70	135	75	133	3	0.5	0.7	6	YB7L-B		DC / CP	
12N7-4A	12	7	7.4	70	135	75	133	3	0.5	0.7	6	YB7-A		DC / CP	
12N7-4B	12	7	7.4	70	135	75	133	3	0.5	0.7	6			DC	
12N7B-3A	12	7	7.4	70	151	61	131	2.9	0.5	0.7	6			DC	
12N7D-3B	12	7	7.4	70	135	75	150	2.9	0.6	0.7	6			DC	
12N9-3A	12	9	9.5	80	135	75	139	3.3	0.6	0.9	9			DC	
12N9-3B	12	9	9.5	85	135	75	139	3.2	0.6	0.9	6	YB9L-B		DC / CP	
12N9-4B-1	12	9	9.5	85	135	75	139	3.2	0.6	0.9	6	YB9-B		DC / CP	
12N10-3A	12	10	10.5	100	135	90	145	3.9	0.8	1	6			DC	

DC = Dry charged (acid pack not included) CP = Combi pack (acid pack included) WC = Wet charged (filled & ready to fit)

(i) Includes 20mm spacer required when replacing YB16CL-B.

* CCA (Cold Cranking Amps) rating is for reference only. CCA is a theoretically calculated value. Actual performance may vary due to test conditions.

Conventional batteries

Part number	Voltage (V)	Capacity (Ah 10hr)	Capacity (Ah 20hr)	CCA @ -18°C	 (all dimensions in mm ±2 mm)			 Weight with acid (Kg)	 Acid volume (L)	 Charge current (Amps)	Terminal (See page 50)	Upgrade option	Note	Pack type	 Assembly figure
					L	W	H								
12N12A-4A-1	12	12	12.6	120	134	80	160	3.7	0.7	1.2	6	YB12A-A		DC / CP	
12N14-3A	12	14	14.7	125	134	89	166	4.5	0.8	1.4	8	YB14L-A2		DC / CP	
12N24-3A	12	24	25.3	200	184	124	175	7.9	1.8	2.4	3			DC	
12N24-3	12	24	25.3	200	184	124	175	7.9	1.8	2.4	3			DC	
12N24-4	12	24	25.3	190	184	124	179	7.6	1.6	2.4	3			DC / CP	
YHD-12	12	29	29.5	200	206	133	165	8.3	2.2	2.8	9			DC	
Conventional 6 Volt															
6N2-2A	6	2	2.1		70	47	96	0.5	0.1	0.2	-			DC	
6N2-2A-1	6	2	2.1		70	47	96	0.5	0.1	0.2	-			DC	
6N2-2A-3	6	2	2.1		70	47	96	0.5	0.1	0.2	-			DC	
6N2-2A-4	6	2	2.1		70	47	96	0.5	0.1	0.2	-			DC	
6N2-2A-8	6	2	2.1		70	47	96	0.5	0.1	0.2	-			DC	
6N2-2A-9	6	2	2.1		70	47	96	0.5	0.1	0.2	-			DC	
6N2A-2C	6	2	2.1		70	47	106	0.5	0.1	0.2	-			DC	
6N2A-2C-1	6	2	2.1		70	47	106	0.5	0.1	0.2	-			DC	
6N2A-2C-3	6	2	2.1		70	47	106	0.5	0.1	0.2	-			DC	
6N2A-2C-4	6	2	2.1		70	47	106	0.5	0.1	0.2	-			DC	
6N4-2A	6	4	4.2		71	71	96	0.8	0.2	0.4	-			DC	
6N4-2A-2	6	4	4.2		71	71	96	0.8	0.2	0.4	-			DC	
6N4-2A-3	6	4	4.2		71	71	96	0.8	0.2	0.4	-			DC	
6N4-2A-4	6	4	4.2		71	71	96	0.8	0.2	0.4	-			DC	
6N4-2A-5	6	4	4.2		71	71	96	0.8	0.2	0.4	-			DC	
6N4-2A-7	6	4	4.2		71	71	96	0.8	0.2	0.4	-			DC	
6N4-2A-8	6	4	4.2		71	71	96	0.8	0.2	0.4	-			DC	
6N4-2A-9	6	4	4.2		71	71	96	0.8	0.2	0.4	-			DC	
6N4A-4D	6	4	4.2		61	57	131	1	0.2	0.4	-			DC	
6N4B-2A	6	4	4.2		102	48	96	1	0.2	0.4	-			DC	
6N4B-2A-3	6	4	4.2		102	48	96	1	0.2	0.4	-			DC	
6N4B-2A-4	6	4	4.2		102	48	96	1	0.2	0.4	-			DC	
6N4B-2A-5	6	4	4.2		102	48	96	1	0.2	0.4	-			DC	
6N4C-1B	6	4	4.2		71	71	105	0.8	0.2	0.4	-			DC	
6N5.5-1D	6	5.5	5.8		90	70	100	1.1	0.3	0.6	-			DC	
6N6-1B	6	6	6.3		99	57	111	1.2	0.3	0.6	-			DC	
6N6-3B	6	6	6.3		99	57	111	1.3	0.3	0.6	6			DC	
6N6-3B-1	6	6	6.3		99	57	111	1.3	0.3	0.6	6			DC / CP	
6N6-1D	6	6	6.3		99	57	111	1.2	0.3	0.6	-			DC	
6N6-1D-2	6	6	6.3		99	57	111	1.2	0.3	0.6	-			DC	
6YB8L-B	6	8	8.4		120	70	95	1.6	0.31	0.8	6			DC	
6N11-2D	6	11	11.6		150	70	100	2	0.4	1.1	6			DC	
6N11A-1B	6	11	11.6		122	62	131	2.1	0.4	1.1	6			DC	
6N11A-3A	6	11	11.6		122	62	131	2.1	0.4	1.1	6			DC / CP	
6N11A-4	6	11	11.6		122	62	131	2.1	0.4	1.1	6			DC	
6N12A-2C	6	12	12.6		156	57	116	2	0.5	1.2	9			DC	
6N12A-2D	6	12	12.6		156	57	116	2.3	0.45	1.2	6			DC	
B39-6	6	7	7.4		126	48	126	1.7	0.3	0.7	6			DC	
B49-6	6	8	8.4		91	83	161	2.1	0.5	0.8	6			DC / CP	
B38-6A	6	13	13.7		119	83	161	2.9	0.62	1.3	6			DC	

DC = Dry charged (acid pack not included) CP = Combi pack (acid pack included) WC = Wet charged (filled & ready to fit) See explanation on page 51.
 * CCA (Cold Cranking Amps) rating is for reference only. CCA is a theoretically calculated value. Actual performance may vary due to test conditions.

Our top tips to extend motorcycle battery life

Yuasa motorcycle batteries are built to last longer and deliver more power. By looking after your battery correctly, you can get the maximum possible service life. Always take care and follow the correct health and safety guidelines to protect yourself from serious injuries from fire, explosions or leaking acid.

Use the right battery

It might sound obvious, but check that your battery is the correct specification and technology for your motorcycle at www.yuasa.com. Using the wrong battery will result in a short service life.

Upgrade for maximum life

For some battery models, an upgrade is available which can provide up to three times longer life if looked after correctly.

Storage

Batteries naturally lose their charge when not being used. If the level drops too low, then they cannot be recovered. As well as natural self-discharge, the battery may also have to support electrical loads such as security systems, immobilisers and ECU memories which will drain its power.

Take charge

Keep your battery fully charged to prevent any internal damage. This shouldn't be difficult whilst your bike is in regular use. Frequent journeys of over ten minutes will comfortably do this, providing your alternator is in good order.

Yuasa highly recommends charging your battery throughout the winter or other periods when your bike is in storage.

If you take long breaks from riding or make short, infrequent journeys your battery will not be fully charged. You'll need to connect a smart charger when your bike's not in use.

Intelligent chargers can safely monitor and maintain a battery whilst it is still on the bike. By using one during extended storage periods, you can keep the battery at an optimum voltage and allow security systems and ECU memories to remain active.

Charge correctly

Always check your charger's instructions to make sure it has a maintenance mode and is safe for unattended charging.

When charging a YuMicron or Conventional motorcycle battery, always open the vent caps and check that the vent tube is not obstructed in any way. This will make sure no flammable and potentially explosive gases build up during charging.

Terminal type

Type	Front	Side	Top
1			
2			
3			
4			
5			
6			
7			
8			
9			
10			
11			
12			
13			
14			

Motorcycle supply options

Wet charged (WC)

Battery is supplied filled and ready to fit.



Combi pack (CP)

Battery is supplied with an acid pack.



Dry charged (DC)

Battery is supplied without an acid pack.



Wet charged	Combi pack
High performance maintenance free	
YTZ4V	YTZ4V
YTZ5S	YTZ5S
YTZ6V	YTZ6V
YTZ7S	
YTZ7V	
YTZ8V	
YTZ10S	
YTZ12S	
YTZ14S	
GYZ16H	
GYZ16HL	
GYZ20H	
GYZ20HL	
GYZ20L	
GYZ32HL	
YTX14H	YTX14H-BS
YTX20HL	YTX20HL-BS
YIX30L	YIX30L-BS
YIX30L-PW	YIX30L-BS-PW

Wet charged	Combi pack
Maintenance free AGM	
YTB4L	YB4L-B*
YTB9	YB9-B*
YTX4L	YTX4L-BS
YTX5L	YTX5L-BS
YT7B	YT7B-BS
YTX7A	YTX7A-BS
YTX7L	YTX7L-BS
YT9B	YT9B-BS
YTX9	YTX9-BS
YT12A	YT12A-BS
YT12B	YT12B-BS
YTX12	YTX12-BS
YT14B	YT14B-BS
YTX14	YTX14-BS
YTX16	YTX16-BS
YT19BL	YT19BL-BS
YTX20L	YTX20L-BS

* YuMicron

Understanding motorcycle & powersport battery part numbers

High performance AGM

YTX 14 A H L – BS – 1

1 2 3 4 5 6 7

- 1 High performance AGM (YTX, YIX, YTZ, YT, GYZ)
- 2 Performance classification
- 3 Designates battery case size
- 4 Higher CCA
- 5 Polarity location
- 6 Supplied with acid pack
- 7 Designates unique terminal

YuMicron

YB 16A L – A2

1 2 3 4

- 1 High performance conventional battery
- 2 Size of battery case
- 3 Polarity location
- 4 Terminal and vent location

Conventional


12 N 12A – 4 A – 1

1 2 3 4 5 6

- 1 Nominal voltage
- 2 Conventional battery
- 3 Size of battery case
- 4 Polarity location
- 5 Vent location
- 6 Designates unique terminal

FLOOR CLEANING & AERIAL ACCESS

For various applications including floor scrubbers, scissor lifts & warehouse equipment



Power with advanced deep discharge charge performance.


GS Yuasa Pro-Spec batteries are designed to provide maximum durability and extended life in deep discharge use.

Built with state-of-the-art plate separator technologies to minimise self-discharge and maximise the number of recharge cycles, Pro-Spec batteries provide reliable power and long service life in a wide range of deep discharge applications.



GS Yuasa Pro-Spec multipurpose deep cycle

- Deep cycle performance
- Extended cyclic design life of over 500 cycles
- Resistant to vibration
- Low maintenance with easy access vent caps for topping up
- Glass mat/porous rubber separator construction to resist corrosion & reduce electrical resistance
- Special case & lid designed to prevent short circuit
- Suitable for a range of applications, including:
 - Industrial vehicles
 - Mobility vehicles
 - Warehouse equipment
 - Fork lifts
 - Access platforms
 - Floor cleaners



Part number	Capacity				Dimensions (mm)				Weight	Terminal
	@25A (Mins)	@75A (Mins)	5HR (Ah)	20HR (Ah)	Length	Width	Height	Terminal height	(kg)	
Deep cycle 6 Volt										
DCB 605-6	383	105	175	210	259	179	245	276	27	DT / ET
DCB 105-6	447	115	185	225	259	179	245	276	28.6	DT / ET
DCB 125-6	488	132	195	240	259	179	245	276	30.7	DT / ET
DCB 145-6	530	145	215	260	259	179	264	295	33	DT / ET
Deep cycle 8 Volt										
DCB 875-8	295	75	145	170	262	181	245	276	29	DT / ET
DCB 890-8	340	90	155	190	262	181	245	276	31.6	DT / ET
DCB 8125-8	425	110	190	240	262	181	283	316	37.6	DT / ET
Deep cycle 12 Volt										
DCB 1275-12	290	70	125	150	329	181	245	276	37.5	ET

Terminal

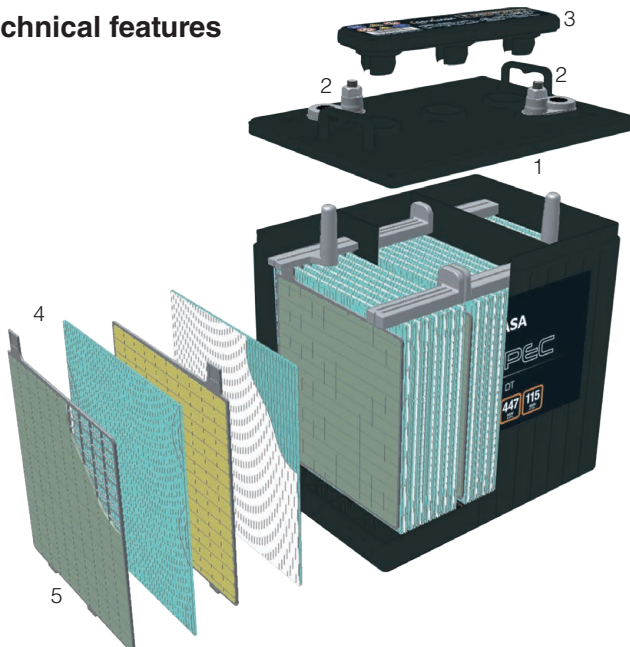
DT Dual Fit Terminal



ET Embedded Terminal



Technical features



- Case/Lid:
 - Less weight, shock resistant & acid resistant thanks to PP Resin construction
 - Specially designed structure to prevent short circuit from active material shedding in the bottom
- Terminal:
 - Cast with special lead alloy
 - Special plating to minimize heat generation electric resistance
 - Designed to be vibration resistance
 - Easily detachable with standard & bolt/nut structure
- Cap:
 - Designed & engineered to allow gas venting
 - Easy to refill & maintain
- Separator:
 - Porous rubber material protects against acid corrosion
 - Excellent physical characteristics and lower electric resistance
 - Uses micro-fibre glass mat to minimise active material shedding
- Plates:
 - Negative - 99.9% pure lead with hard paste feature, specific additives for excellent deep cycle ability
 - Positive - corrosion resistant grid with hard paste feature, specific additives for deep cycle purpose

WORKSHOP ACCESSORIES

Testers, chargers & configuration tools



Get the job done with Yuasa.

Yuasa provide a wide range of accessories to save workshops valuable time and money. These include online resources and robust, user-friendly tools.

From our online battery lookup system, to a wide range of battery chargers and testers, all Yuasa workshop accessories are designed to be fast and easy to use. They allow technicians to complete the job quickly and accurately.



Battery analysers & testers

GS Yuasa GYT250 *battery & electrical system tester*

- Developed by GS Yuasa for unrivalled accuracy
- Accurate warranty, stock & in-vehicle battery tests
- For testing conventional & next generation 12V vehicle batteries up to 2000A (EN) CCA
- Dedicated tests for automotive, commercial vehicle & motorcycle battery types
- Leisure battery specific conductance health test
- Standard & smart alternator, starter & earth tests (12V & 24V)
- Full colour, back-lit display
- Customisable tests for stock battery testing
- Integrated thermal printer
- Expandable memory storage, supplied with memory & card reader



• Yuasa warranty test

Managing vehicle battery warranty claims can be complex. The GYT250 accurately determines if a GS Yuasa product should be replaced under warranty.

• Health Check

Determines the state of health, voltage & CCA performance of batteries that have been used on a vehicle.

• Stock Check

For battery stock management testing of new batteries that are in storage prior to being installed in a vehicle.



GS Yuasa GYT050 *battery tester*

A quick and easy to use battery tester, the GYT050 provides an accurate indication of general battery health. It was developed to support Yuasa's 'Always Check The Battery' scheme.

- For 12V car, LCV & motorcycle batteries up to 900A that are fitted to a vehicle in regular use
- Provides 'good', 'recharge' or 'replace' result
- Displays battery voltage & actual CCA
- Compact size with robust construction
- Not suitable for warranty testing

YCX SMART BATTERY CHARGERS & MAINTAINERS

Developed using GS Yuasa's world leading battery manufacturing expertise to extend battery life, maintain performance and provide ultimate reliability.

- Fully automatic 7 or 9 stage charging & maintenance process refined by GS Yuasa engineers for unrivalled battery care.
- Charges batteries faster thanks to a higher power output than comparable models.
- Trade rated chargers trusted & widely used by workshops & technicians.
- Optimum charging performance for lead acid conventional, Start-Stop, EFB, AGM, lithium & gel battery types.
- Easy to use with simple navigation buttons & clear LED indicators.
- Enhanced safety features, including short circuit, overcharging & reverse polarity protection* for ultimate peace of mind.
- Detects & communicates charging faults caused by battery problems.
- Durable splashproof (IP44) construction.**
- Self-activating maintenance mode sustains optimum state of charge during battery storage.
- The only vehicle battery charger you will ever need, with selectable power output levels to cover the widest range of battery capacities.***
- Automatic battery diagnosis with patented rejuvenation phase to break down sulphation.
- Robust integrated clamp & eyelet connectors can be permanently fitted for simple plug & play connection.
- Automatic maintenance with power saving ECO mode sustains optimum state of charge during battery storage.

*Power supply mode does not offer reverse polarity protection

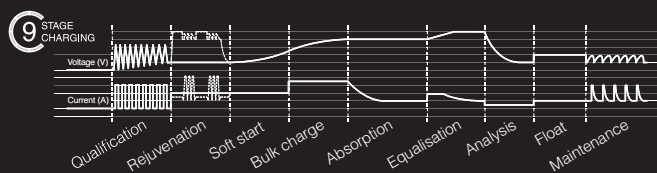
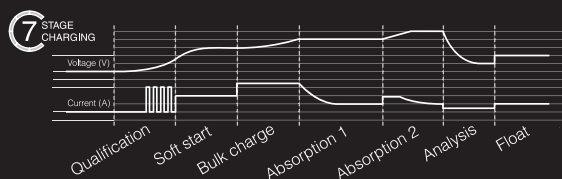
**Excludes YCX1.5 which is IP51

***Excludes YCX1.5 which is 1.5 Amp



Extend battery life

- Maximise battery service life
- Increase starting performance
- Reduce replacement costs
- Minimise the risk of battery related breakdown
- Lower fuel consumption




YCX1.5 6/12 Volt 1.5 Amp **7** STAGE CHARGING

Charge up to **30Ah**

Maintain up to **120Ah**

Compact form factor with interchangeable plug sockets for UK & Europe.





YCX6 12 Volt
6 Amp, 4A & 1A **9** STAGE CHARGING



Charge up to **120Ah** from flat



Maintain up to **180Ah**



Active cooling

Active cooling maintains stable power output & ensures longer charger service life.



YCX12 12 Volt
12 Amp, 8A & 2A **9** STAGE CHARGING



Charge up to **240Ah** from flat




Maintain up to **360Ah**



Active cooling

Active cooling maintains stable power output & ensures longer charger service life.





Yuasa batteries are the number one choice for thousands of different applications which power everyday life. They are trusted by millions of motorists and technicians around the globe.

GS Yuasa have been the world's leading battery manufacturer for car, motorcycle, vehicle, industrial and a whole host of other applications for over 100 years.

Nobody knows batteries as well as GS Yuasa, so YCX chargers are the perfect match for yours.



Active cooling



9 STAGE CHARGING

YCXLI2 12 Volt
12 Amp, BA & 2A



Charge up to **240Ah** from flat



Maintain up to **360Ah**

All the features of the YCX charger range, plus:

- Engineered to make leisure batteries last significantly longer, reducing the need for replacement.
- Designed to provide a more intelligent solution than most built-in charging units, particularly when batteries are placed into seasonal storage.
- Bespoke leisure algorithm provides smart variable Voltage charging for lead acid and lithium batteries.
- Selectable mode for AGM batteries which are commonly fitted on leisure vehicles with motor movers or many electrical consumers.
- Automatically resumes charge cycle in the event of a loss and return of mains power.
- Fitted with rubber case for additional protection.



Accessories

YCXLDM10

60cm cable with M10 eyelets for YCX12 & YCXLI2

YCXPK

Powakaddy connector for YCX12 & YCXLI2

YCXPK6

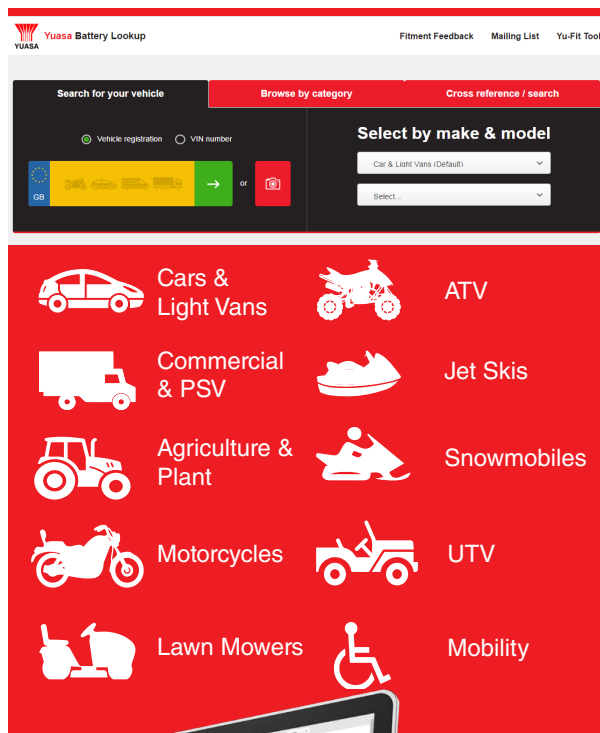
Powakaddy connector for YCX6



Battery replacement has changed on modern vehicles

Replacing the battery on a modern vehicle is no longer a straightforward fit-and-forget task.

On vehicles with advanced technology such as Start - Stop, battery replacement can be complex and time consuming.



It is essential that the battery on these vehicles is replaced with one of the correct specification. If a vehicle is fitted with an AGM Start - Stop battery, then the replacement must also be AGM Start - Stop. The same applies to EFB products.

Most modern vehicles come fitted with a Battery Management System (BMS). This must be reset through the on-board diagnostics (OBD) port to tell the vehicle when the battery has been replaced.

Failure to fit the correct battery or reset the BMS can cause issues such as battery failure and complete loss of Start - Stop functionality.

On many new vehicles the battery is not fitted under the bonnet and locating it can take time. The replacement process can also be extremely time consuming, with some vehicles requiring up to an hour and a half of work.

Yuasa's USB Smart Button, Online Battery Lookup and Yu-Fit Battery Configurator all offer a simple solution to save you time and money.



GS Yuasa Yu-Fit+ battery configurator

Building on the success of the ever popular GS Yuasa Yu-Fit, the Yu-Fit+ is a next-generation battery configuration tool designed to meet the demands of modern vehicle technology.



- Increased memory for expanded vehicle coverage
- Simple & user-friendly operation
- Integrated access to secure vehicle systems (VSA & SFD)
- Enhanced performance with a faster processor
- Rapid battery validation process
- No external power source required
- Durable & built for workshop use
- Regular software updates for future-proofing
- Full 12 month warranty from purchase date
- First 12 months battery validation subscription included with purchase price**


The Yu-Fit+ is purpose-built for battery validation — freeing up expensive workshop diagnostics for more critical work. Compact and easy to use, it's also ideal for mobile mechanics, fast-fit centres, and breakdown services.

Many modern vehicles feature battery management systems (BMS) that monitor battery performance and optimise vehicle energy usage. When a battery is replaced the system must be updated to recognise the new battery. Failure to reconfigure the BMS can result in:

- System faults and warning lights
- Error messages displayed in the vehicle
- Loss of Start-Stop functionality
- Reduced battery lifespan and premature failure

Requires internet connection & USB data cable.

** Annual fee applies after first 12 months.



Online battery lookup tool

Over 80,000 mechanics and technicians use the industry's most powerful battery lookup to save time and money. Find the right battery and fitting information quickly with **fit.yuasa.com**



Much more than just a battery finder...

Easy access

Simply push the Yuasa USB Smart Button, or visit **fit.yuasa.com** on any device.

Quick lookup

- Vehicle Registration Number (VRN)
- Photo Registration Lookup
- Vehicle Identification Number (VIN)
- Make & Model
- Battery Specification

Starter & auxiliary batteries

Where upgrade options to standard fit are available these are clearly displayed with features and benefits.

Cross reference search

Provides the Yuasa equivalent for all competitor, Original Equipment and industry part numbers.

Fitting information

Details including estimated fitting time, battery and OBD location, and battery replacement procedures allow workshops to price accordingly and save valuable time spent on the job.

Accurate information

Built using smart logic, the system will ask users to confirm trim levels or features where multiple versions of a specific vehicle may exist. This guarantees the correct battery is identified.

Full European coverage

The system is available for all major European countries and can be displayed in 16 different languages.

Up to date

Powered by Yuasa's European database, the system refreshes every night to ensure application records and technical information are accurate.

Live technical support

Users can chat in real time to a member of the Yuasa technical team for help and advice.

BATTERY RECYCLING

Scrap collection service

GS Yuasa are dedicated to caring for the environment and believe that scrap batteries should be recycled and disposed of responsibly.



Why recycle?

98% of a lead acid battery can be reclaimed through recycling. The lead, plastic and acid components are re-processed and manufactured into an array of other products including guide posts, cabling and detergents.

1. Sulphuric acid

Sulphuric acid is converted to sodium sulfate to be used in the manufacture of glass, textiles, laundry detergents & fertilisers.

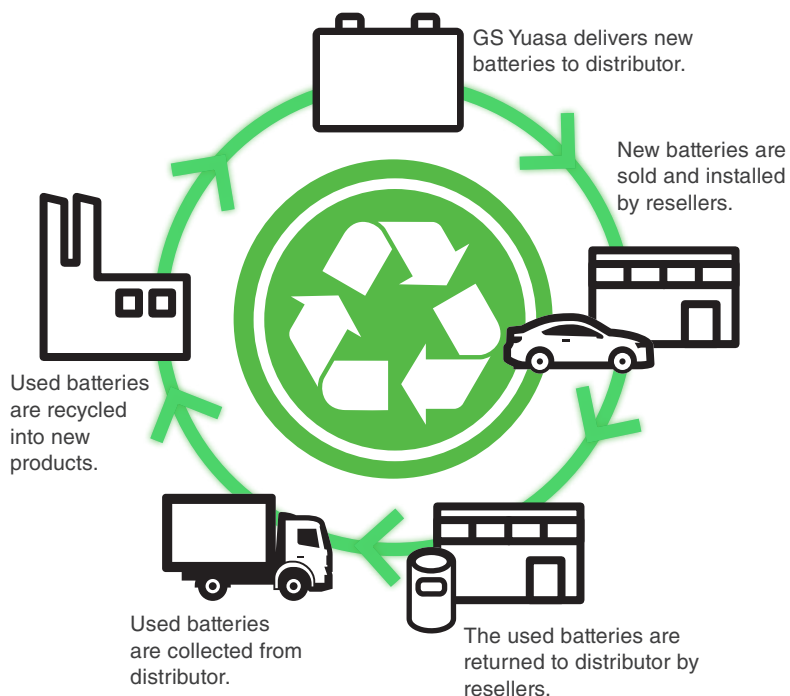
2. Lead

Battery plates, intercell connectors & posts made from lead are melted down in a smelter furnace. The molten lead is then formed into ingots for re-use.

3. Polypropylene

Battery containers & lids are chipped and sent for recycling into rubbish bins, plant pots etc.

Our recycling process



Benefits of recycling

- ➔ Help build a cleaner world for future generations
- ➔ Prevent harm to humans & wildlife
- ➔ Protect the environment
- ➔ Conserve natural resources
- ➔ Reduce the amount of waste going to landfill

The GS Yuasa scrap collection service

GS Yuasa offer a comprehensive, easy-to-use scrap collection service provided by our recycling partner Ecobat Logistics.

Profit opportunities

Our service provides businesses with additional revenue from the collection and recycling of waste batteries.

By encouraging your customers to return their waste batteries to you and then disposing of them via our service, your business can receive additional revenue whilst also being legally and environmentally compliant.

Legal compliance

Our legally compliant solution meets the requirements of all environmental regulations surrounding collection, processing and recycling. It also provides full hazardous waste disposal documentation for your business.


The disposal of waste batteries is regulated by strict European legislation, so it is a legal requirement for companies to handle disposal competently. Every stage of the process needs to be recorded and companies that fail to do so face prosecution with the prospect of large fines and even imprisonment.

The GS Yuasa scrap collection service provides:

- UN approved, sealed containers for safe storage
- Regular collections
- Full sorting, processing and recycling of all scrap batteries regardless of manufacturer
- Legally compliant documentation for your business
- Quick payment of the scrap value of the batteries collected

Battery types collected

We can collect and recycle any kind of waste battery chemistry, from small button cells used in watches to large industrial batteries used in fork lift trucks. We are also able to handle spent lithium-ion batteries which must be stored separately to lead acid types due to the extra fire risk if not handled responsibly. There may be an additional cost for other chemistries.



To discuss your waste battery requirements call us on + 44 (0) 1793 833555 or email info@gs-yuasa.uk

Cat. No. LIT066 01/26
E. & O. E.



YUASA

by  GS YUASA

www.yuasa.com

Tel: +44 (0) 1793 833555
Email: info@gs-yuasa.uk